



Sensor de segurança 671 à prova de explosão com certificação ATEX - 2014/34/EU

Os sensores de segurança 671 com certificação ATEX são ideais para aplicação em áreas com elevado risco de explosão devido à gases ou poeira. Os sensores 671 foram desenvolvidos para que não ocorra nenhuma faísca durante sua aplicação e tampouco elevação da temperatura de trabalho. A carcaça do sensor oferece um terminal de aterramento, permitindo que o sensor seja aterrado proporcionando um nível adicional de segurança para este tipo de aplicação.

Frequentemente utilizado no monitoramento de proteções móveis em moinhos usados na produção de alimentos e produtos farmacêuticos, e também em plantas de processamento de petróleo e gás (por exemplo, linhas de pintura).

Especificação Técnica

- Classe de proteção IP68 (até 10 bar) ideal para aplicações em indústria de processo
- Atuadores adequados 30420000V, 30420000VS, 30420000VH, 30420000SH
- Versões intrinsecamente seguras para 1G/1D (Zona 0 / 20)
- Variantes em versão não-intrinsecamente segura para 2G/2D (Zona 1 / 21)

Desenho técnico

IMAGE 1/2

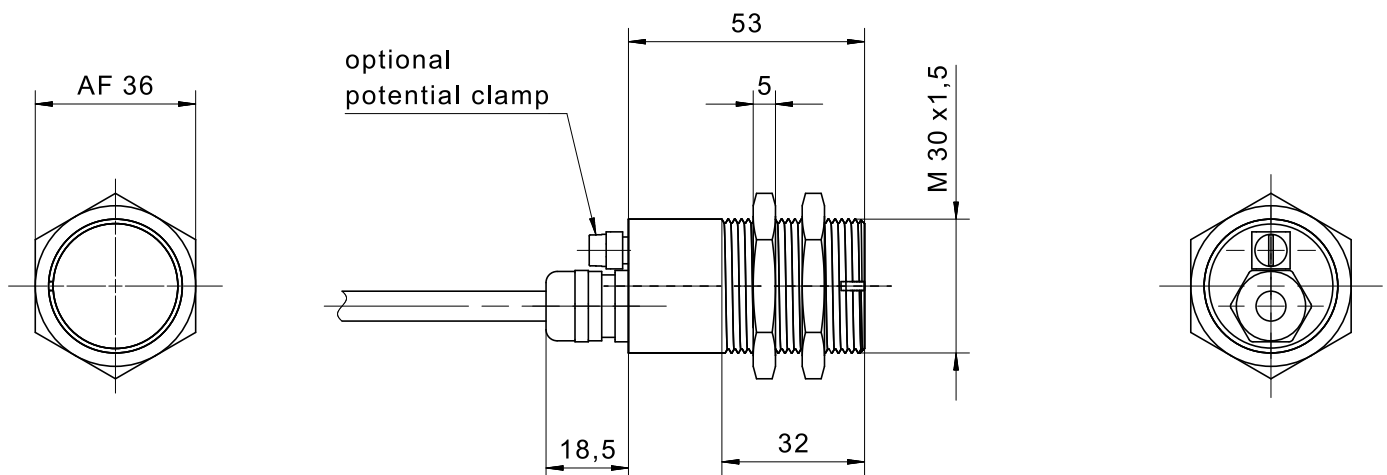
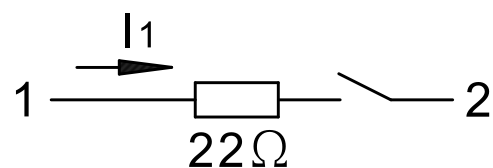
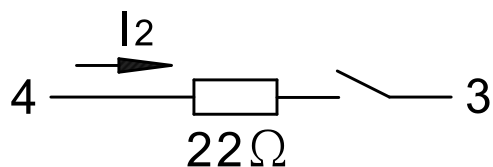
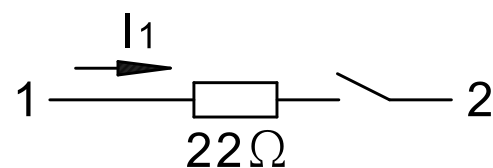
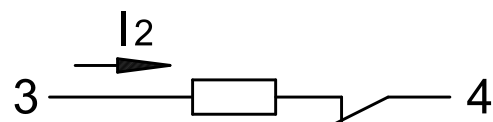


IMAGE 2/2

671V62..0
671V62..012




671271..0
671271..012



Product options

IMAGE 1/3



**Suitable for front and side actuation.
Offset: max. ± 2 mm (depending on magnet
system).**

IMAGE 2/3

ORDERING KEY

| | 671V62I40 | 671V62K40 | 671V62MU0 | 671V62M40 | 671V62NU0 |
|--|-----------|-----------|-----------|-----------|-----------|
| Stainless steel housing M30 | X | X | X | X | X |
| Certified in accordance with Directive 2014/34/EU | X | X | X | X | X |
| Nickel-plated brass cable gland | X | X | X | X | X |
| Cable PVC Y-UL2517, UL-approved 1m *) | - | - | X | - | X |
| Cable PVC LIYCYW shielded, 1m *) | X | X | - | X | - |
| Encapsulated (mb), without potential clamp | - | - | X | X | - |
| Encapsulated (mb), with potential clamp | - | - | - | - | X |
| Intrinsically safe (ia), without potential clamp | X | - | - | - | - |
| Intrinsically safe (ia), with potential clamp | - | X | - | - | - |
| N.O./N.O. contacts | X | X | X | X | X |
| N.O./N.C. contacts | - | - | - | - | - |
| Coded | X | X | X | X | X |
| Uncoded | - | - | - | - | - |

| | 671V62N40 | 671271IU012 | 671271I40 | 671271K40 | 671271MU0 |
|--|-----------|-------------|-----------|-----------|-----------|
| Stainless steel housing M30 | X | X | X | X | X |
| Certified in accordance with Directive 2014/34/EU | X | X | X | X | X |
| Nickel-plated brass cable gland | X | X | X | X | X |
| Cable PVC Y-UL2517, UL-approved 1m *) | - | X | - | - | X |
| Cable PVC LIYCYW shielded, 1m *) | X | - | X | X | - |
| Encapsulated (mb), without potential clamp | - | - | - | - | X |
| Encapsulated (mb), with potential clamp | X | - | - | - | - |
| Intrinsically safe (ia), without potential clamp | - | X | X | - | - |
| Intrinsically safe (ia), with potential clamp | - | - | - | X | - |
| N.O./N.O. contacts | X | - | - | - | - |
| N.O./N.C. contacts | - | X | X | X | X |
| Coded | X | X | X | X | X |
| Uncoded | - | - | - | - | - |

* Other cable lengths on request

IMAGE 3/3

MATCHING ACTUATORS

| Actuators | Actuation direction | 671V62I40 | | | 671V62K40 | | |
|----------------------|---------------------|--------------|----------|----------|--------------|----------|----------|
| | | $S_{o\ min}$ | S_{ao} | S_{ar} | $S_{o\ min}$ | S_{ao} | S_{ar} |
| 304 200 00 V | Front | 0.5 | 4 | 14 | 0.5 | 4 | 16 |
| 304 200 00 VH | | 0.5 | 4 | 14 | 0.5 | 4 | 16 |
| 304 200 00 VS | | 3 | 7 | 20 | 3 | 7 | 23 |
| 304 200 00 SH | | 3 | 7 | 20 | 3 | 7 | 23 |

$S_{o\ min}$ = minimum switching distance (mm), S_{ao} = operating distance (mm), S_{ar} = assured switch-off distance (mm)

Características do artigo

| Attribute | 671V62I40 | 671271M40 | 671V62M40 | 671271IU012 | 671271I40 | 671271K40 ▶ |
|--|--|--|-----------|---|-----------------------------|-------------|
| Guideline | 2014/34/EU | | | | | |
| Type examination certificate | BVS 03 ATEX E 126 X | | | | | |
| Actuators (standard) | 304 200 00V; 304 200 00VH (hygienic version) | | | | | |
| Notified body QM | CE 0123 | | | | | |
| Actuators (amplified) | 304 200 00VS; 304 200 00SH (hygienic version) | | | | | |
| Version gas | EX II 1G Ex ia IIC T6/T5 Ga | EX II 2G Ex mb IIC T6/T5 Gb | | EX II 1/2G Ex ia IIC T6/T5 Ga/Gb | EX II 1G Ex ia IIC T6/T5 Ga | |
| Contact form | NO/NO | NO/NC | NO/NO | NO/NC | | |
| Version dust | EX II 1D Ex ia IIIC IP68 T ₂₀₀ ^{105°C} Da | EX II 2D Ex mb IIIC IP68 T105°C Db | | EX II 1D Ex ia IIIC IP68 T ₂₀₀ ^{105°C} Da | | |
| Actuation | front | | | | | |
| Switching principle | magnetic | | | | | |
| Technology | Reed | | | | | |
| Ambient temperature range Ta, (Ii total: 0 ... 60 mA) | T6: -25°C..+70°C T5:T105°C: - 25°C..+75°C | - | | T6: -25°C..+70°C T5:T105°C: -25°C..+75°C | | |
| Ambient temperature range Ta, (Ii total: 60 ... 150 mA) | T6: -25°C..+50° T5:T105°C: - 25°C..+70°C | - | | T6: -25°C..+50° T5:T105°C: -25°C..+70°C | | |
| Ambient temperature range Ta, (In total: 0 ... 60 mA) | - | T6: -25°C..+70°C T5:T105°C: - 25°C..+75°C | | - | | |
| Ambient temperature range Ta, (In total: 60 ... 150 mA) | - | T6: -25°C..+50°C T5:T105°C: - 25°C..+70°C | | - | | |
| Use in zone (EX) | 0, 1, 2 and 20, 21, 22 | 1, 2 and 21, 22 | | 0/1, 1, 2 and 20, 21, 22 | 0, 1, 2 and 20, 21, 22 | |
| Switching frequency | 5 Hz | | | | | |
| Pollution degree | 3 | | | | | |
| Effective internal capacitance (Ci) | 2 nF | - | | 2 nF | | |
| Effective internal inductance (Li) | 10 µH | - | | 10 µH | | |
| Series resistor | 22 Ohm | | | | | |
| Rated voltage Un (mb) | - | 24 V AC/DC | | - | | |
| Max. input voltage Ui (i) | 24 V AC/DC | - | | 24 V AC/DC | | |
| Structure acc. to EN ISO 13849-1 | Two-channel | | | | | |
| Coding acc. to EN ISO 14119 | Low | | | | | |

Características do artigo

| Attribute | 671V62I40 | 671271M40 | 671V62M40 | 671271IU012 | 671271I40 | 671271K40 ▶ |
|---|--------------|-----------|-----------|-------------|-----------|-------------|
| B10d acc. to EN ISO 13849-1 | 4000000 | 20000000 | 4000000 | 20000000 | | |
| Type acc. to EN ISO 14119 | 4 | | | | | |
| Mission time in years | 20 a | | | | | |
| Assured switching distance (Sao) with actuator (standard) | 4 mm | | | | | |
| Assured switching distance (Sao) with actuator (amplified) | 7 mm | | | | | |
| Minimum switching distance (So min) with actuator (standard) | 0.5 mm | | | | | |
| Minimum switching distance (So min) with actuator (amplified) | 3 mm | | | | | |
| Assured switch-off distance (Sar) with actuator (standard) | 16 mm | | | | | |
| Assured switch-off distance (Sar) with actuator (amplified) | 20 mm | 23 mm | 20 mm | 23 mm | | |
| Housing design | cylindrical | | | | | |
| Minimum installation distance (between two sensors) | 50 mm | | | | | |
| Dimensions | M30 x 53 mm | | | | | |
| Detent present | no | | | | | |
| Earth terminal | no | | | | | yes |
| Housing material | Edelstahl | | | | | |
| Cable material | PVC | | | | | |
| Housing colour | silber | | | | | |
| Nut material | Edelstahl | | | | | |
| Protection class | IP68 10bar | | | | | |
| Min. storage temperature | -25 °C | | | | | |
| Max. storage temperature | 75 °C | | | | | |
| Shock resistance (Norm) | 30g / 11ms | | | | | |
| Vibration resistance (Norm) | 10 ... 55 Hz | | | | | |

Características do artigo

| Attribute | 671V62I40 | 671271M40 | 671V62M40 | 671271IU012 | 671271I40 | 671271K40 ▶ |
|---------------|---------------|-----------|-----------|-------------|-----------|-------------|
| Mounting type | Fastening nut | | | | | |
| Thread | M30 | | | | | |
| Cable type | LIYCYW | | | Y - UL 2517 | LIYCYW | |
| Cable colour | grau | | | schwarz | grau | |
| Cable length | 1 m | | | | | |

Características do artigo

| Attribute | 671271MU0 | 671271NU0 | 671271N40 | 671V62MU0 | 671V62NU0 | 671V62N40 |
|--|---|-----------|-----------|-----------|-----------|-----------|
| Guideline | 2014/34/EU | | | | | |
| Type examination certificate | BVS 03 ATEX E 126 X | | | | | |
| Actuators (standard) | 304 200 00V; 304 200 00VH (hygienic version) | | | | | |
| Notified body QM | CE 0123 | | | | | |
| Actuators (amplified) | 304 200 00VS; 304 200 00SH (hygienic version) | | | | | |
| Version gas | EX II 2G Ex mb IIC T6/T5 Gb | | | | | |
| Contact form | NO/NC | | | NO/NO | | |
| Version dust | EX II 2D Ex mb IIIC IP68 T105°C Db | | | | | |
| Actuation | front | | | | | |
| Switching principle | magnetic | | | | | |
| Technology | Reed | | | | | |
| Ambient temperature range Ta, (Ii total: 0 ... 60 mA) | - | | | | | |
| Ambient temperature range Ta, (Ii total: 60 ... 150 mA) | - | | | | | |
| Ambient temperature range Ta, (In total: 0 ... 60 mA) | T6: -25°C..+70°C T5:T105°C: -25°C..+75°C | | | | | |
| Ambient temperature range Ta, (In total: 60 ... 150 mA) | T6: -25°C..+50°C T5:T105°C: -25°C..+70°C | | | | | |
| Use in zone (EX) | 1 , 2 and 21, 22 | | | | | |
| Switching frequency | 5 Hz | | | | | |
| Pollution degree | 3 | | | | | |
| Effective internal capacitance (Ci) | - | | | | | |
| Effective internal inductance (Li) | - | | | | | |
| Series resistor | 22 Ohm | | | | | |
| Rated voltage Un (mb) | 24 V AC/DC | | | | | |
| Max. input voltage Ui (i) | - | | | | | |
| Structure acc. to EN ISO 13849-1 | Two-channel | | | | | |
| Coding acc. to EN ISO 14119 | Low | | | | | |
| B10d acc. to EN ISO 13849-1 | 20000000 | | | | | |
| Type acc. to EN ISO 14119 | 4 | | | | | |
| Mission time in years | 20 a | | | | | |

Características do artigo

| Attribute | 671271MU0 | 671271NU0 | 671271N40 | 671V62MU0 | 671V62NU0 | 671V62N40 |
|---|---------------|-----------|-----------|-------------|-----------|-----------|
| Assured switching distance (Sao) with actuator (standard) | 4 mm | | | | | |
| Assured switching distance (Sao) with actuator (amplified) | 7 mm | | | | | |
| Minimum switching distance (So min) with actuator (standard) | 0.5 mm | | | | | |
| Minimum switching distance (So min) with actuator (amplified) | 3 mm | | | | | |
| Assured switch-off distance (Sar) with actuator (standard) | 16 mm | | | | | |
| Assured switch-off distance (Sar) with actuator (amplified) | 23 mm | | | 20 mm | | |
| Housing design | cylindrical | | | | | |
| Minimum installation distance (between two sensors) | 50 mm | | | | | |
| Dimensions | M30 x 53 mm | | | | | |
| Detent present | no | | | | | |
| Earth terminal | no | yes | | no | yes | |
| Housing material | Edelstahl | | | | | |
| Cable material | PVC | | | | | |
| Housing colour | silber | | | | | |
| Nut material | Edelstahl | | | | | |
| Protection class | IP68 10bar | | | | | |
| Min. storage temperature | -25 °C | | | | | |
| Max. storage temperature | 75 °C | | | | | |
| Shock resistance (Norm) | 30g / 11ms | | | | | |
| Vibration resistance (Norm) | 10 ... 55 Hz | | | | | |
| Mounting type | Fastening nut | | | | | |
| Thread | M30 | | | | | |
| Cable type | Y - UL 2517 | | LIICYW | Y - UL 2517 | | LIICYW |
| Cable colour | schwarz | | grau | schwarz | | grau |
| Cable length | 1 m | | | | | |