



Sensor de segurança 671 à prova de explosão com certificação ATEX - 2014/34/EU

Os sensores de segurança 671 com certificação ATEX são ideais para aplicação em áreas com elevado risco de explosão devido à gases ou poeira. Os sensores 671 foram desenvolvidos para que não ocorra nenhuma faísca durante sua aplicação e tampouco elevação da temperatura de trabalho. A carcaça do sensor oferece um terminal de aterramento, permitindo que o sensor seja aterrado proporcionando um nível adicional de segurança para este tipo de aplicação.

Frequentemente utilizado no monitoramento de proteções móveis em moinhos usados na produção de alimentos e produtos farmacêuticos, e também em plantas de processamento de petróleo e gás (por exemplo, linhas de pintura).

Especificação Técnica

- Classe de proteção IP68 (até 10 bar) ideal para aplicações em indústria de processo
- Atuadores adequados 30420000V, 30420000VS, 30420000VH, 30420000SH
- Versões intrinsecamente seguras para 1G/1D (Zona 0 / 20)
- Variantes em versão não-intrinsecamente segura para 2G/2D (Zona 1 / 21)

Desenho técnico

IMAGE 1/2

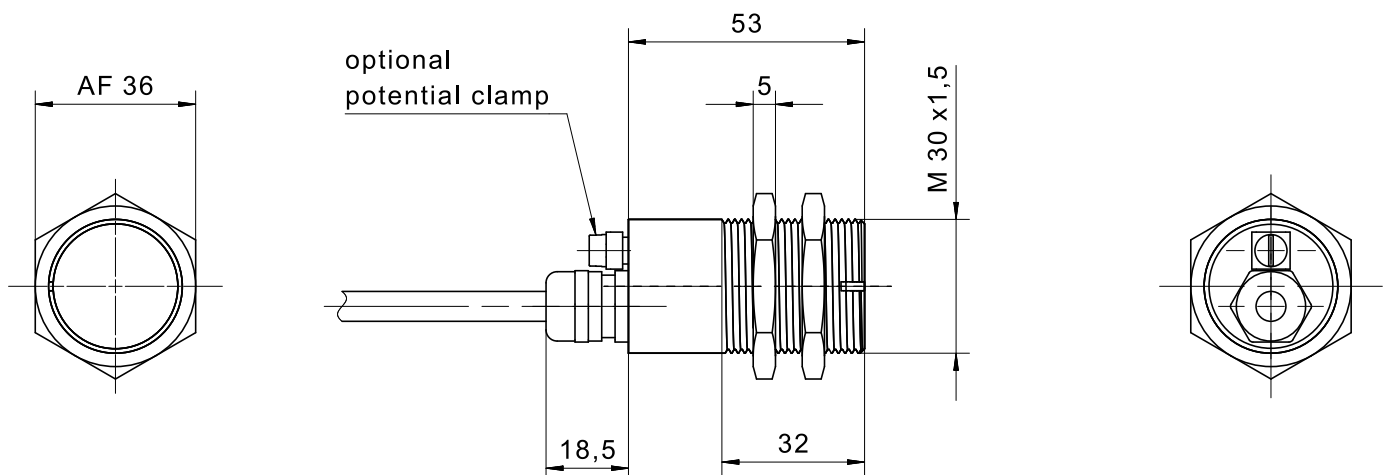
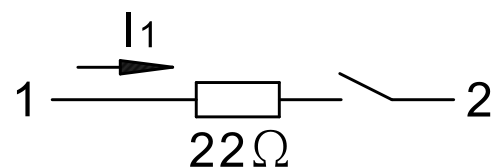
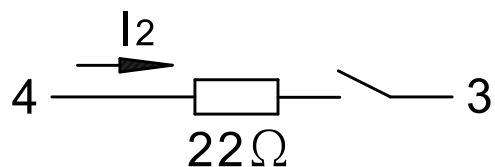
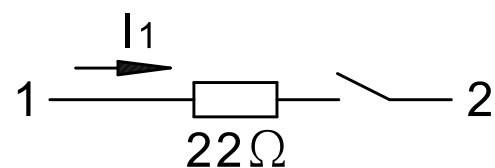
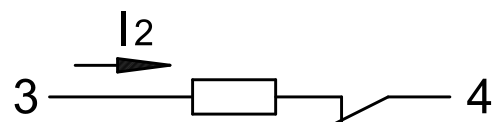


IMAGE 2/2

671V62..0
671V62..012




671271..0
671271..012



Product options

IMAGE 1/3



**Suitable for front and side actuation.
Offset: max. ± 2 mm (depending on magnet
system).**

IMAGE 2/3

ORDERING KEY

	671V62I40	671V62K40	671V62MU0	671V62M40	671V62NU0
Stainless steel housing M30	X	X	X	X	X
Certified in accordance with Directive 2014/34/EU	X	X	X	X	X
Nickel-plated brass cable gland	X	X	X	X	X
Cable PVC Y-UL2517, UL-approved 1m *)	-	-	X	-	X
Cable PVC LIYCYW shielded, 1m *)	X	X	-	X	-
Encapsulated (mb), without potential clamp	-	-	X	X	-
Encapsulated (mb), with potential clamp	-	-	-	-	X
Intrinsically safe (ia), without potential clamp	X	-	-	-	-
Intrinsically safe (ia), with potential clamp	-	X	-	-	-
N.O./N.O. contacts	X	X	X	X	X
N.O./N.C. contacts	-	-	-	-	-
Coded	X	X	X	X	X
Uncoded	-	-	-	-	-

	671V62N40	671271IU012	671271I40	671271K40	671271MU0
Stainless steel housing M30	X	X	X	X	X
Certified in accordance with Directive 2014/34/EU	X	X	X	X	X
Nickel-plated brass cable gland	X	X	X	X	X
Cable PVC Y-UL2517, UL-approved 1m *)	-	X	-	-	X
Cable PVC LIYCYW shielded, 1m *)	X	-	X	X	-
Encapsulated (mb), without potential clamp	-	-	-	-	X
Encapsulated (mb), with potential clamp	X	-	-	-	-
Intrinsically safe (ia), without potential clamp	-	X	X	-	-
Intrinsically safe (ia), with potential clamp	-	-	-	X	-
N.O./N.O. contacts	X	-	-	-	-
N.O./N.C. contacts	-	X	X	X	X
Coded	X	X	X	X	X
Uncoded	-	-	-	-	-

* Other cable lengths on request

IMAGE 3/3

MATCHING ACTUATORS

Actuators	Actuation direction	671V62I40			671V62K40		
		$S_{o\ min}$	S_{ao}	S_{ar}	$S_{o\ min}$	S_{ao}	S_{ar}
304 200 00 V	Front	0.5	4	14	0.5	4	16
304 200 00 VH		0.5	4	14	0.5	4	16
304 200 00 VS		3	7	20	3	7	23
304 200 00 SH		3	7	20	3	7	23

$S_{o\ min}$ = minimum switching distance (mm), S_{ao} = operating distance (mm), S_{ar} = assured switch-off distance (mm)

Características do artigo

Attribute	671V62I40	671271M40	671V62M40	671271IU012	671271I40	671271K40 ▶
Guideline	2014/34/EU					
Type examination certificate	BVS 03 ATEX E 126 X					
Actuators (standard)	304 200 00V; 304 200 00VH (hygienic version)					
Notified body QM	CE 0123					
Actuators (amplified)	304 200 00VS; 304 200 00SH (hygienic version)					
Version gas	EX II 1G Ex ia IIC T6/T5 Ga	EX II 2G Ex mb IIC T6/T5 Gb		EX II 1/2G Ex ia IIC T6/T5 Ga/Gb	EX II 1G Ex ia IIC T6/T5 Ga	
Contact form	NO/NO	NO/NC	NO/NO	NO/NC		
Version dust	EX II 1D Ex ia IIIC IP68 T ₂₀₀ ^{105°C} Da	EX II 2D Ex mb IIIC IP68 T105°C Db		EX II 1D Ex ia IIIC IP68 T ₂₀₀ ^{105°C} Da		
Actuation	front					
Switching principle	magnetic					
Technology	Reed					
Ambient temperature range Ta, (Ii total: 0 ... 60 mA)	T6: -25°C...+70°C T5:T105°C: - 25°C...+75°C	-		T6: -25°C...+70°C T5:T105°C: -25°C...+75°C		
Ambient temperature range Ta, (Ii total: 60 ... 150 mA)	T6: -25°C...+50° T5:T105°C: - 25°C...+70°C	-		T6: -25°C...+50° T5:T105°C: -25°C...+70°C		
Ambient temperature range Ta, (In total: 0 ... 60 mA)	-	T6: -25°C...+70°C T5:T105°C: - 25°C...+75°C		-		
Ambient temperature range Ta, (In total: 60 ... 150 mA)	-	T6: -25°C...+50°C T5:T105°C: - 25°C...+70°C		-		
Use in zone (EX)	0, 1, 2 and 20, 21, 22	1, 2 and 21, 22		0/1, 1, 2 and 20, 21, 22	0, 1, 2 and 20, 21, 22	
Switching frequency	5 Hz					
Pollution degree	3					
Effective internal capacitance (Ci)	2 nF	-		2 nF		
Effective internal inductance (Li)	10 µH	-		10 µH		
Series resistor	22 Ohm					
Rated voltage Un (mb)	-	24 V AC/DC		-		
Max. input voltage Ui (i)	24 V AC/DC	-		24 V AC/DC		
Structure acc. to EN ISO 13849-1	Two-channel					
Coding acc. to EN ISO 14119	Low					

Attribute	671V62I40	671271M40	671V62M40	671271IU012	671271I40	671271K40 ▶
B10d acc. to EN ISO 13849-1	4000000	20000000	4000000	20000000		
Type acc. to EN ISO 14119	4					
Mission time in years	20 a					
Assured switching distance (Sao) with actuator (standard)	4 mm					
Assured switching distance (Sao) with actuator (amplified)	7 mm					
Minimum switching distance (So min) with actuator (standard)	0.5 mm					
Minimum switching distance (So min) with actuator (amplified)	3 mm					
Assured switch-off distance (Sar) with actuator (standard)	16 mm					
Assured switch-off distance (Sar) with actuator (amplified)	20 mm	23 mm	20 mm	23 mm		
Housing design	cylindrical					
Minimum installation distance (between two sensors)	50 mm					
Dimensions	M30 x 53 mm					
Detent present	no					
Earth terminal	no					yes
Housing material	Edelstahl					
Cable material	PVC					
Housing colour	silber					
Nut material	Edelstahl					
Protection class	IP68 10bar					
Min. storage temperature	-25 °C					
Max. storage temperature	75 °C					
Shock resistance (Norm)	30g / 11ms					
Vibration resistance (Norm)	10 ... 55 Hz					
Mounting type	Fastening nut					
Thread	M30					

Attribute	671V62I40	671271M40	671V62M40	671271IU012	671271I40	671271K40 ▶
Cable type	LIYCYW			Y - UL 2517	LIYCYW	
Cable colour	grau			schwarz	grau	
Cable length	1 m					

Attribute	671271MU0	671271NU0	671271N40	671V62MU0	671V62NU0	671V62N40 ▶
Guideline	2014/34/EU					
Type examination certificate	BVS 03 ATEX E 126 X					
Actuators (standard)	304 200 00V; 304 200 00VH (hygienic version)					
Notified body QM	CE 0123					
Actuators (amplified)	304 200 00VS; 304 200 00SH (hygienic version)					
Version gas	EX II 2G Ex mb IIC T6/T5 Gb					
Contact form	NO/NC			NO/NO		
Version dust	EX II 2D Ex mb IIIC IP68 T105°C Db					
Actuation	front					
Switching principle	magnetic					
Technology	Reed					
Ambient temperature range Ta, (Ii total: 0 ... 60 mA)	-					
Ambient temperature range Ta, (Ii total: 60 ... 150 mA)	-					
Ambient temperature range Ta, (In total: 0 ... 60 mA)	T6: -25°C..+70°C T5:T105°C: -25°C..+75°C					
Ambient temperature range Ta, (In total: 60 ... 150 mA)	T6: -25°C..+50°C T5:T105°C: -25°C..+70°C					
Use in zone (EX)	1, 2 and 21, 22					
Switching frequency	5 Hz					
Pollution degree	3					
Effective internal capacitance (Ci)	-					
Effective internal inductance (Li)	-					
Series resistor	22 Ohm					
Rated voltage Un (mb)	24 V AC/DC					
Max. input voltage Ui (i)	-					
Structure acc. to EN ISO 13849-1	Two-channel					
Coding acc. to EN ISO 14119	Low					
B10d acc. to EN ISO 13849-1	20000000					
Type acc. to EN ISO 14119	4					
Mission time in years	20 a					

Attribute	671271MU0	671271NU0	671271N40	671V62MU0	671V62NU0	671V62N40 ▶
Assured switching distance (Sao) with actuator (standard)	4 mm					
Assured switching distance (Sao) with actuator (amplified)	7 mm					
Minimum switching distance (So min) with actuator (standard)	0.5 mm					
Minimum switching distance (So min) with actuator (amplified)	3 mm					
Assured switch-off distance (Sar) with actuator (standard)	16 mm					
Assured switch-off distance (Sar) with actuator (amplified)	23 mm			20 mm		
Housing design	cylindrical					
Minimum installation distance (between two sensors)	50 mm					
Dimensions	M30 x 53 mm					
Detent present	no					
Earth terminal	no	yes		no	yes	
Housing material	Edelstahl					
Cable material	PVC					
Housing colour	silber					
Nut material	Edelstahl					
Protection class	IP68 10bar					
Min. storage temperature	-25 °C					
Max. storage temperature	75 °C					
Shock resistance (Norm)	30g / 11ms					
Vibration resistance (Norm)	10 ... 55 Hz					
Mounting type	Fastening nut					
Thread	M30					
Cable type	Y - UL 2517		LIYCYW	Y - UL 2517		LIYCYW
Cable colour	schwarz		grau	schwarz		grau
Cable length	1 m					

Attribute	ED671V62I40	ED671V62MU0	ED671V62M40	ED671V62NU0	ED671V62N40	ED67127IU012 ▶
Guideline				-		
Type examination certificate				-		
Actuators (standard)				-		
Notified body QM				-		
Actuators (amplified)				-		
Version gas				-		
Contact form				-		
Version dust				-		
Actuation				-		
Switching principle				-		
Technology				-		
Ambient temperature range Ta, (Ii total: 0 ... 60 mA)				-		
Ambient temperature range Ta, (Ii total: 60 ... 150 mA)				-		
Ambient temperature range Ta, (In total: 0 ... 60 mA)				-		
Ambient temperature range Ta, (In total: 60 ... 150 mA)				-		
Use in zone (EX)				-		
Switching frequency				-		
Pollution degree				-		
Effective internal capacitance (Ci)				-		
Effective internal inductance (Li)				-		
Series resistor				-		
Rated voltage Un (mb)				-		
Max. input voltage Ui (i)				-		
Structure acc. to EN ISO 13849-1				-		
Coding acc. to EN ISO 14119				-		
B10d acc. to EN ISO 13849-1				-		
Type acc. to EN ISO 14119				-		
Mission time in years				-		

Attribute	ED671V62I40	ED671V62MU0	ED671V62M40	ED671V62NU0	ED671V62N40	ED671271IU012 ▶
Assured switching distance (Sao) with actuator (standard)				-		
Assured switching distance (Sao) with actuator (amplified)				-		
Minimum switching distance (So min) with actuator (standard)				-		
Minimum switching distance (So min) with actuator (amplified)				-		
Assured switch-off distance (Sar) with actuator (standard)				-		
Assured switch-off distance (Sar) with actuator (amplified)				-		
Housing design				-		
Minimum installation distance (between two sensors)				-		
Dimensions				-		
Detent present				-		
Earth terminal				-		
Housing material				-		
Cable material				-		
Housing colour				-		
Nut material				-		
Protection class				-		
Min. storage temperature				-		
Max. storage temperature				-		
Shock resistance (Norm)				-		
Vibration resistance (Norm)				-		
Mounting type				-		
Thread				-		
Cable type				-		
Cable colour				-		
Cable length				-		

Attribute	ED671271I40	ED671271K40	ED671271MU0	ED671271M40	ED671271NU0	ED671271N40
Guideline				-		
Type examination certificate				-		
Actuators (standard)				-		
Notified body QM				-		
Actuators (amplified)				-		
Version gas				-		
Contact form				-		
Version dust				-		
Actuation				-		
Switching principle				-		
Technology				-		
Ambient temperature range Ta, (Ii total: 0 ... 60 mA)				-		
Ambient temperature range Ta, (Ii total: 60 ... 150 mA)				-		
Ambient temperature range Ta, (In total: 0 ... 60 mA)				-		
Ambient temperature range Ta, (In total: 60 ... 150 mA)				-		
Use in zone (EX)				-		
Switching frequency				-		
Pollution degree				-		
Effective internal capacitance (Ci)				-		
Effective internal inductance (Li)				-		
Series resistor				-		
Rated voltage Un (mb)				-		
Max. input voltage Ui (i)				-		
Structure acc. to EN ISO 13849-1				-		
Coding acc. to EN ISO 14119				-		
B10d acc. to EN ISO 13849-1				-		
Type acc. to EN ISO 14119				-		
Mission time in years				-		
Assured switching distance (Sao) with actuator (standard)				-		

Attribute	ED671271I40	ED671271K40	ED671271MU0	ED671271M40	ED671271NU0	ED671271N40
Assured switching distance (Sao) with actuator (amplified)				-		
Minimum switching distance (So min) with actuator (standard)				-		
Minimum switching distance (So min) with actuator (amplified)				-		
Assured switch-off distance (Sar) with actuator (standard)				-		
Assured switch-off distance (Sar) with actuator (amplified)				-		
Housing design				-		
Minimum installation distance (between two sensors)				-		
Dimensions				-		
Detent present				-		
Earth terminal				-		
Housing material				-		
Cable material				-		
Housing colour				-		
Nut material				-		
Protection class				-		
Min. storage temperature				-		
Max. storage temperature				-		
Shock resistance (Norm)				-		
Vibration resistance (Norm)				-		
Mounting type				-		
Thread				-		
Cable type				-		
Cable colour				-		
Cable length				-		