



Sensor de segurança 165

Os sensores de segurança da série 165 em aço inoxidável podem ser usados em uma ampla gama de aplicação devido ao design robusto de sua carcaça.

A carcaça em aço inoxidável polido, o alto grau de proteção IP69K e a elevada resistência à altas temperaturas (até +80 ° C) são pré-requisitos ideais para usá-lo em áreas higiênicas ou úmidas de uma máquina ou sistema. Praticamente imbatível em termos de robustez!

Especificação Técnica

- É um cabo apropriado para o setor de alimentos permitindo a instalação na zona de processo
- Diagnóstico através de controle de contato (opcional)
- Classe de proteção IP6K9K (DIN 40050-9)

Desenho técnico

IMAGE 1/3

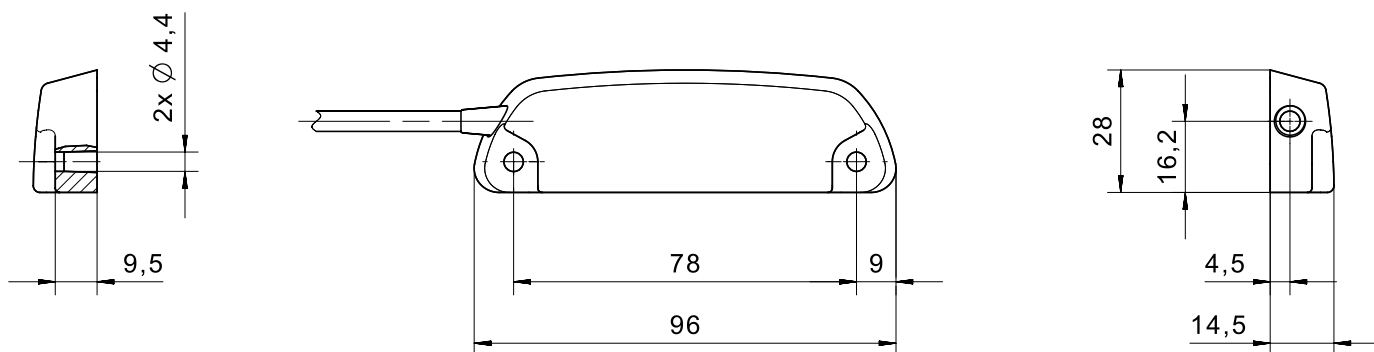


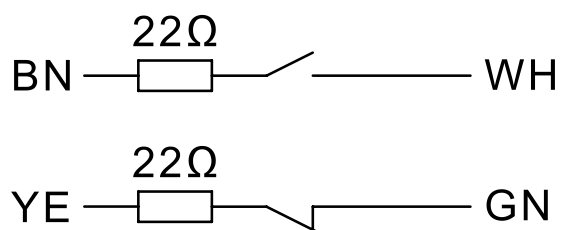
IMAGE 2/3

grommet

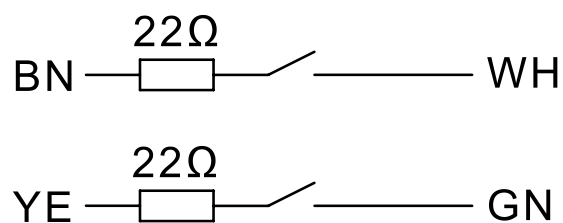


IMAGE 3/3

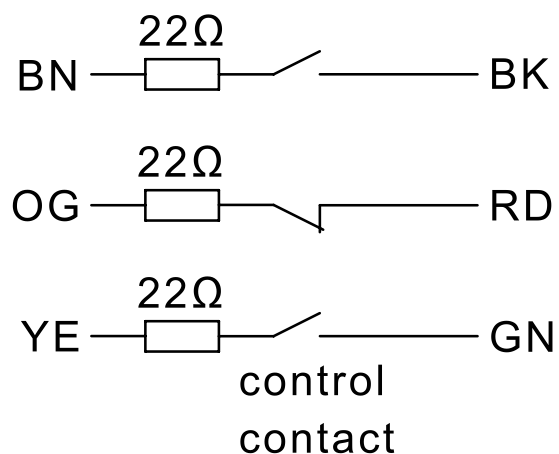
165270VL



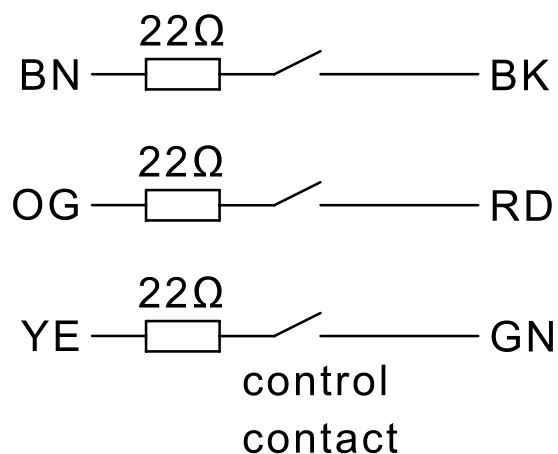
165V62VL



165570V, 165570VL



165562V, 165562VL



Product options

IMAGE 1/3



Assured switching distance (Sao) of 4 mm with standard actuators, 7 mm with extended-range actuators. Assured switch-off distance (Sar) of up to 16 mm with standard actuators, up to 23 mm with extended-range actuators.

IMAGE 2/3

ORDERING KEY

	165V62VL	165270VL	165562V
Cubic stainless steel housing, hygienic version	X	X	X
Increased temperature range (100 °C)	-	-	X
Connection cable 1m 1	X	X	X
Food-safe cable, UL- and FDA-approved	X	X	-
N.O./N.O. contacts	X	-	X
N.O./N.C. contacts	-	X	-
Additional N.O. control contact	-	-	X
Coded	X	X	X
Uncoded	-	-	-

	165562VL	165570V	165570VL
Cubic stainless steel housing, hygienic version	X	X	X
Increased temperature range (100 °C)	-	X	-
Connection cable 1m 1	X	X	X
Food-safe cable, UL- and FDA-approved	X	-	X
N.O./N.O. contacts	X	-	-
N.O./N.C. contacts	-	X	X
Additional N.O. control contact	X	X	X
Coded	X	X	X
Uncoded	-	-	-

* Other cable lengths, cable materials and connector types on request

IMAGE 3/3

MATCHING ACTUATORS

Actuators	Actuation direction	165V62VL			165270VL			165562V				
	Front											
304 261 12 V		0.5	4	16	0.5	4	16	0.5	5	16		
304 261 12 VS		3	7	18	3	7	23	0.5	7	20		

Actuators	Actuation direction	165562VL			165570V			165570VL				
	Front	S _{0 min}	S _{ao}	S _{ar}	S _{0 min}	S _{ao}	S _{ar}	S _{0 min}	S _{ao}	S _{ar}		
304 261 12 V		0.5	5	16	0.5	4	17	0.5	4	17		
304 261 12 VS		0.5	7	20	0.5	6	21	0.5	6	21		

S_{0 min} = minimum switching distance (mm), S_{ao} = operating distance (mm), S_{ar} = assured switch-off distance (mm)