



Sensor de segurança 120

O sensor de segurança M18 é amplamente aplicado na indústria de alimentos e embalagens e oferece uma distância de comutação de até 35 mm.

Especificação Técnica

- Tipos de conectores disponíveis: cabo ou conector pigtail M12
- Grande distância de comutação que permite a instalação oculta
- Combinação de sensor e atuador dependente da aplicação (por exemplo, sensor oculto atrás de aço inoxidável, atuador em caixa de aço inoxidável na área de processo)

Desenho técnico

IMAGE 1/3

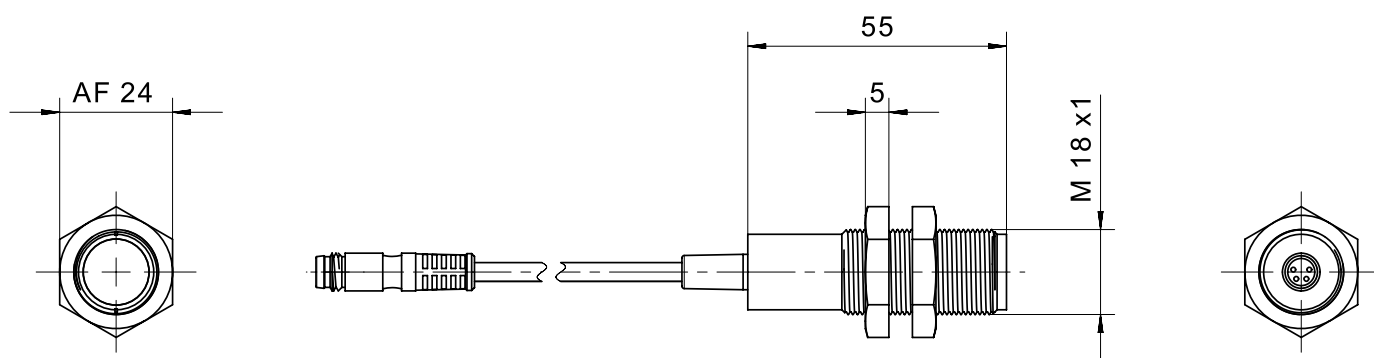


IMAGE 2/3

grommet



male M8

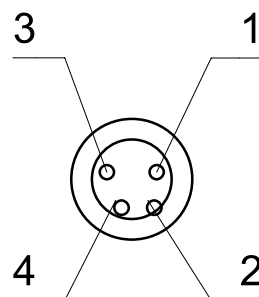
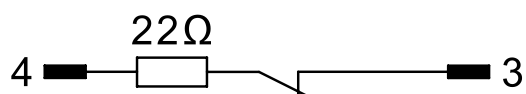
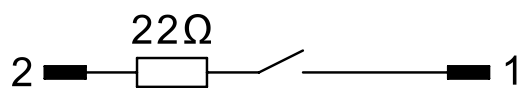
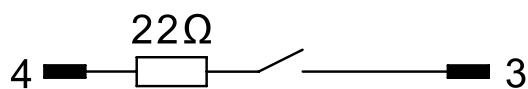
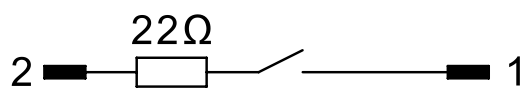


IMAGE 3/3

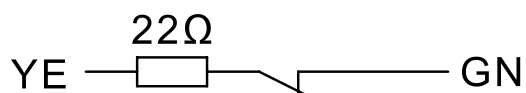
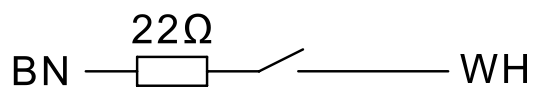
12027108, 12027210



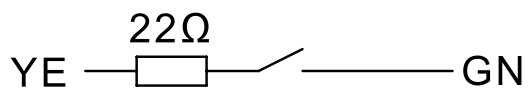
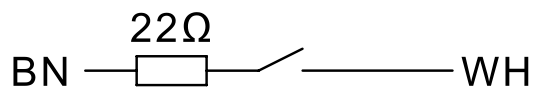
120V6201



120271



120V62



Product options

IMAGE 1/3



Suitable for front actuation. Offset depending on magnet system: max. 2.5 mm to 8 mm. Assured switching distance (Sao) of up to 13 mm with standard actuators, up to 7 mm with extended-range actuators. Assured switch-off distance (Sar) of up to 35 mm with standard actuators, up to 23 mm with extended-range actuators

IMAGE 2/3

ORDERING KEY

	120V62	120V6201	120272
Plastic housing M18	X	X	X
M8x1 pigtail and connector, 4-pin	-	X	-
Connection cable 1m*	X	-	X
N.O./N.O. contacts	X	X	-
N.O./N.C. contacts	-	-	X
Coded	X	X	X
Uncoded	-	-	-

	12027210	120271	12027108
Plastic housing M18	X	X	X
M8x1 pigtail and connector, 4-pin	X	-	X
Connection cable 1m*	-	X	-
N.O./N.O. contacts	-	-	-
N.O./N.C. contacts	X	X	X
Coded	X	-	-
Uncoded	-	X	X

* Other cable lengths, cable materials and connector types on request

IMAGE 3/3

MATCHING ACTUATORS

Actuators	Actuation direction	120V62			120V6201			120272				
		$S_{0_{min}}$	S_{ao}	S_{ar}	$S_{0_{min}}$	S_{ao}	S_{ar}	$S_{0_{min}}$	S_{ao}	S_{ar}		
304 200 00	Front	0.5	4	18	0.5	4	18	0.5	4	22		
304 200 00 V		0.5	4	18	0.5	4	18	0.5	4	22		
304 200 00 H		0.5	4	18	0.5	4	18	0.5	4	22		
304 200 00 S		3	7	20	3	7	20	3	7	23		
304 200 00 VS		3	7	20	3	7	20	3	7	23		
304 200 00 SH		3	7	20	3	7	20	3	7	23		
300 785		-	-	-	-	-	-	-	-	-		

Actuators	Actuation direction	12027210			120271			12027108				
		$S_{0_{min}}$	S_{ao}	S_{ar}	$S_{0_{min}}$	S_{ao}	S_{ar}	$S_{0_{min}}$	S_{ao}	S_{ar}		
304 200 00	Front	0.5	4	22	-	-	-	-	-	-		
304 200 00 V		0.5	4	22	-	-	-	-	-	-		
304 200 00 H		0.5	4	22	-	-	-	-	-	-		
304 200 00 S		3	7	23	-	-	-	-	-	-		
304 200 00 VS		3	7	23	-	-	-	-	-	-		
304 200 00 SH		3	7	23	-	-	-	-	-	-		
300 785		-	-	-	0.5	13	35	0.5	13	35		

$S_{0_{min}}$ = minimum switching distance (mm), S_{ao} = operating distance (mm), S_{ar} = assured switch-off distance (mm)

Características do artigo

Attribute	120V6201	12027108	12027210	120V62	120271	120272
Min. switching voltage	19.2 V DC					
Max. switching voltage	28.8 V DC					
Max. switching current	0.1 A					
Max. switching power	3 W					
Switching frequency	5 Hz					
Assured switching distance (Sao)	4 mm	13 mm	4 mm		13 mm	4 mm
Assured switch-off distance (Sar)	18 mm	35 mm	22 mm	18 mm	35 mm	22 mm
Minimum switching distance (S0 min)	0.5 mm					
LED display	No					
Actuation	front					
Switching principle	magnetic					
Series resistor	22 Ohm					
Technology	Reed					
Contact form	NO/NO	NO/NC		NO/NO	NO/NC	
Pollution degree	3					
Protection class	III					
Coding acc. to EN ISO 14119	Low					
B10d acc. to EN ISO 13849-1	20000000					
Type acc. to EN ISO 14119	4	3	4		3	4
Mission time in years	20 a					
Structure acc. to EN ISO 13849-1	Two-channel					
Housing design	cylindrical					
Dimensions	M18 x 55 mm					
cannot be mounted flush	yes					
Detent present	no					
Housing material	PBT					
Cable material	PVC					
Nut material	PBT					
Housing colour	schwarz					
Protection class	IP67 DIN EN 60529					

Características do artigo

Attribute	120V6201	12027108	12027210	120V62	120271	120272
Protection class, connector	IP67 DIN EN 60529 (screwed) - IP65 DIN EN 60529 (plugged)			-		
Operating temperature min.	-25 °C					
Max. operating temperature	75 °C					
Min. cable temperature range, moving	-25 °C			-5 °C		
Max. cable temperature range, moving	90 °C			70 °C		
Min. cable temperature range, fixed installation	-25 °C					
Max. cable temperature range, fixed installation	90 °C			70 °C		
Shock resistance (Norm)	30g / 11ms					
Vibration resistance (Norm)	10 - 55Hz					
Min. storage temperature	-25 °C					
Max. storage temperature	75 °C					
Mounting type	Fastening nut					
Thread	M18					
Weight	-				48 g	-
Connector type	M8x1 - 4 polig			-		
Cable length	0.1 m			1 m		
Number of strands	4					
Wire cross section	0.25 mm²					
Cable colour	-				beige	-
Cable type	-				Oelflex 4x0,25	-
CE label	yes					no
Certified in accordance with	-			ETL	-	ETL
Possible actuators	30420000	300785	30420000		300785	30420000