



Sensor de segurança magnético 122MSV

O sensor de segurança magnético modelo 122MSV é o sensor mais compacto disponível no mercado. A carcaça em aço inoxidável totalmente vedada pode suportar jatos d'água, produtos químicos e temperaturas extremas de -25 ° C até +80 ° C, com classe de proteção IP6K9K.

O sensor de segurança magnético modelo 122MSV permite uma distância de comutação de até 9,5 mm. É a solução ideal para aplicação na indústria de alimentos e embalagens.

Especificação Técnica

- Flexibilidade de instalação
- Classe de proteção IP6K9K, ideal para aplicações que exigem resistência à jatos d'água
- Conector M12
- Atuador magnético em carcaça M12 (código: 122MBV100)

Desenho técnico

IMAGE 1/3

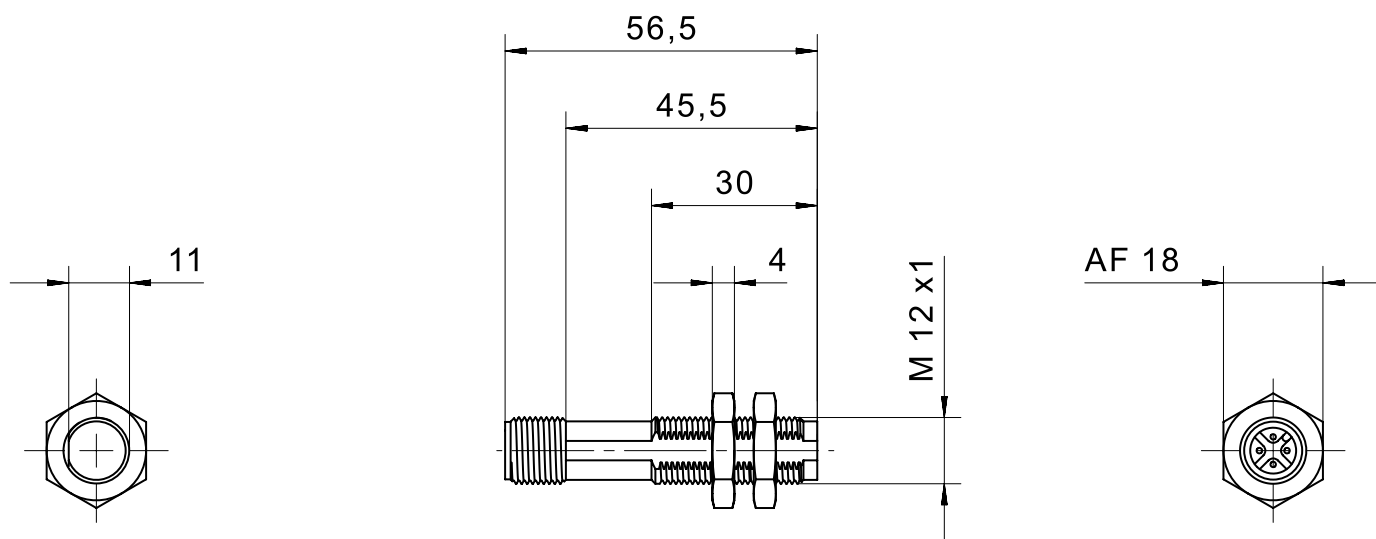


IMAGE 2/3

male M12

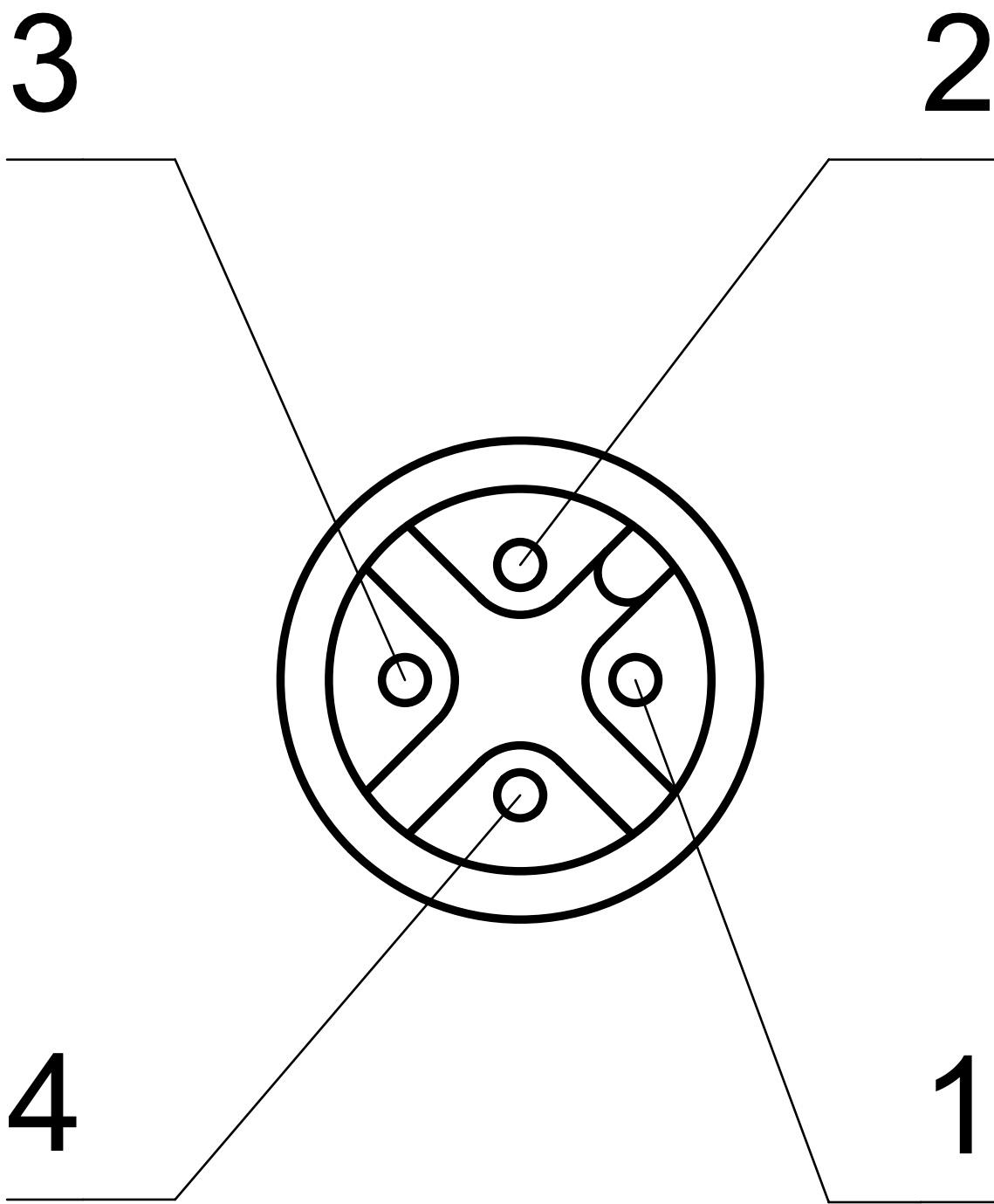
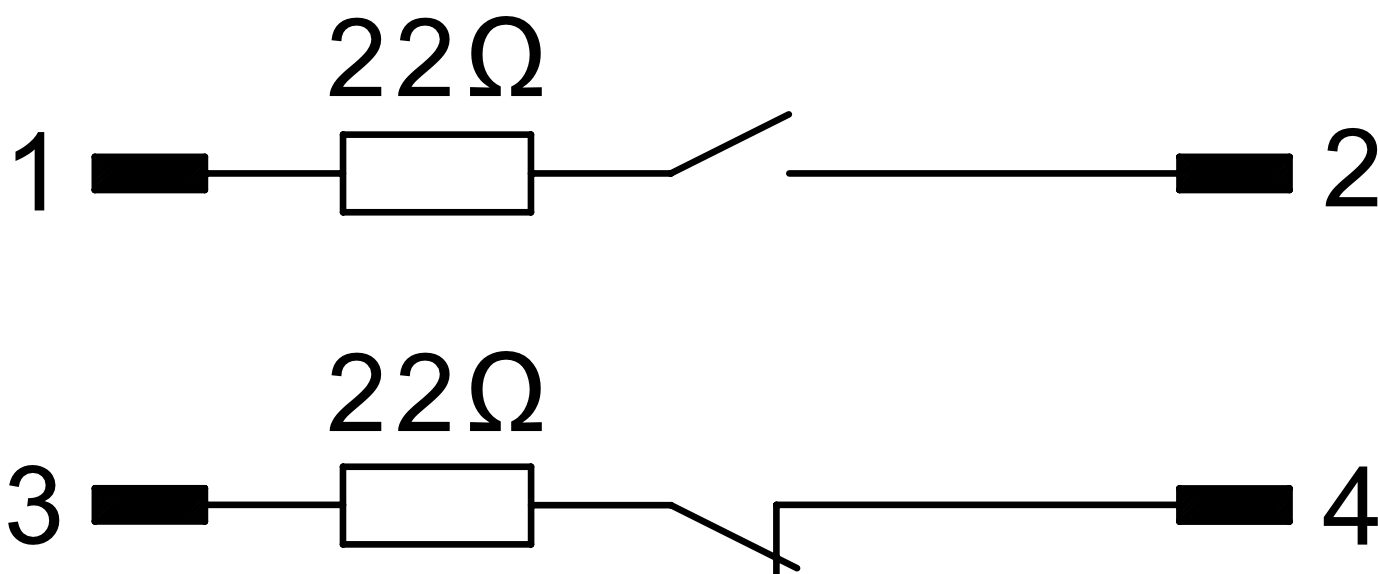



IMAGE 3/3

122MSV10G1G



Product options

IMAGE 1/2



**Suitable for front actuation. Offset with magnet systems
122 MBV 100: max. 5 mm. Operating distance (Sao) from
5 to 9.5 mm. Assured switch-off distance (Sar) 25 mm**

IMAGE 2/2

ORDERING KEY

	122MSV10G1G
Stainless steel housing M12	x
M12x1 plug connection, 4-pin	x
N.O./N.C. contacts	x
Coded	x
Uncoded	-

MATCHING ACTUATORS

Actuators	Actuation direction	120V62V			
	Front	$S_{0_{min}}$	S_{ao}	S_{ar}	
122 MBV 100		0.5	9.5	25	

$S_{0_{min}}$ = minimum switching distance (mm), S_{ao} = operating distance (mm), S_{ar} = assured switch-off distance (mm)

Características do artigo

Attribute	122MSV10G1G
Min. switching voltage	19.2 V DC
Max. switching voltage	28.8 V DC
Max. switching current	0.1 A
Max. switching power	3 W
Switching frequency	5 Hz
Assured switching distance (Sao)	9.5 mm
Assured switch-off distance (Sar)	25 mm
Minimum switching distance (S0 min)	0.5 mm
LED display	No
Actuation	front
Switching principle	magnetic
Series resistor	22 Ohm
Technology	Reed
Contact form	NO/NC
Pollution degree	3
Protection class	III
Coding acc. to EN ISO 14119	Low
B10d acc. to EN ISO 13849-1	20000000
Type acc. to EN ISO 14119	4
Mission time in years	20 a
Structure acc. to EN ISO 13849-1	Two-channel
Housing colour	silber
Housing design	cylindrical
Dimensions	M12 x 55,5 mm
Detent present	no
cannot be mounted flush	yes
Housing material	Edelstahl
Nut material	Edelstahl
Protection class	IP68 DIN EN 60529
Protection class, connector	IP68 DIN EN 60529
Operating temperature min.	-25 °C

Attribute	122MSV10G1G
Max. operating temperature	80 °C
Shock resistance (Norm)	30g / 11ms
Vibration resistance (Norm)	10 - 55Hz
Min. storage temperature	-25 °C
Max. storage temperature	80 °C
Mounting type	Fastening nut
Thread	M12
Connector type	M12x1 - 4 polig
CE label	yes
Possible actuators	122MBV100