



## Conector Deutsch DT 06-6S 3/6 pinos

### Especificação Técnica

- Para sensores de ângulo modelos 424RA, 424D e 424C

### Desenho técnico

IMAGE 1/3

L1.D.0.B

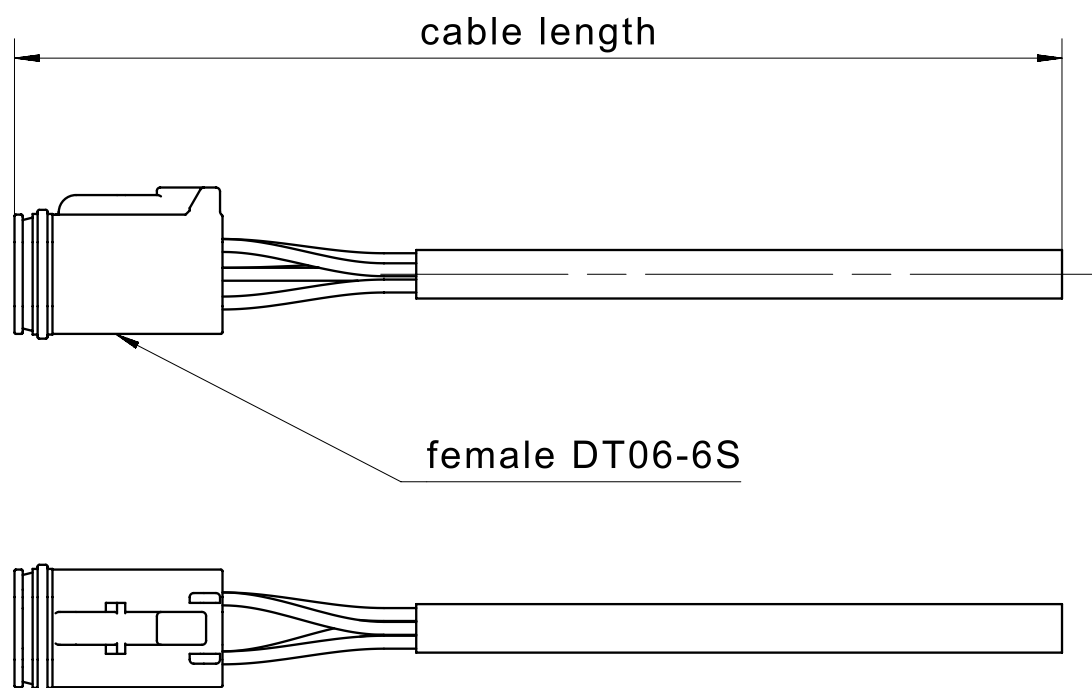
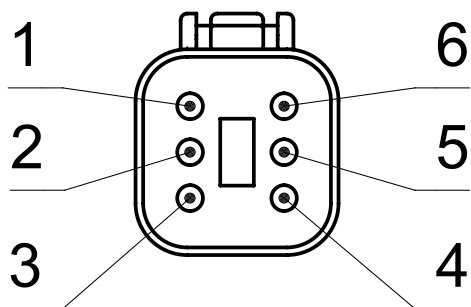


IMAGE 2/3

**L1FD.0.B**

**female DT06-6S**



**L1ZD.0.B**

**female DT06-6S**

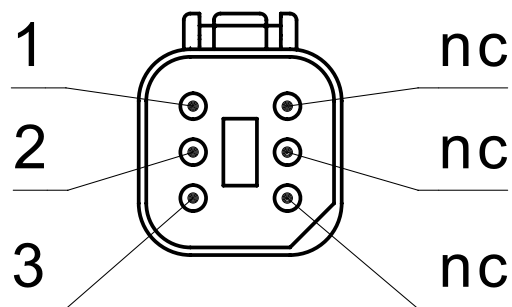


IMAGE 3/3

**L1FD.0.B**

1 ) ————— BK1

2 ) ————— BK2

3 ) ————— BK3

4 ) ————— BK4

5 ) ————— BK5

6 ) ————— BK6

**L1ZD.0.B**

1 ) ————— BU

2 ) ————— BN

3 ) ————— BK

4 ) ————— nc

6 ) ————— nc

6 ) ————— nc

## Product options

IMAGE 1/1

### ORDERING KEY

L1				Deutsch connector DT 06-6S
	FD			6-pin
	ZD			3-pin
		0		Sheath material PVC, grey
		1		Sheath material PUR, black
			01B	Cable length 1m ± 30mm
			03B	Cable length 3m ± 40mm
			05B	Cable length 5m ± 60mm
			00B	Cable length 10m ± 80mm
				Other cable materials and cable lengths on request