



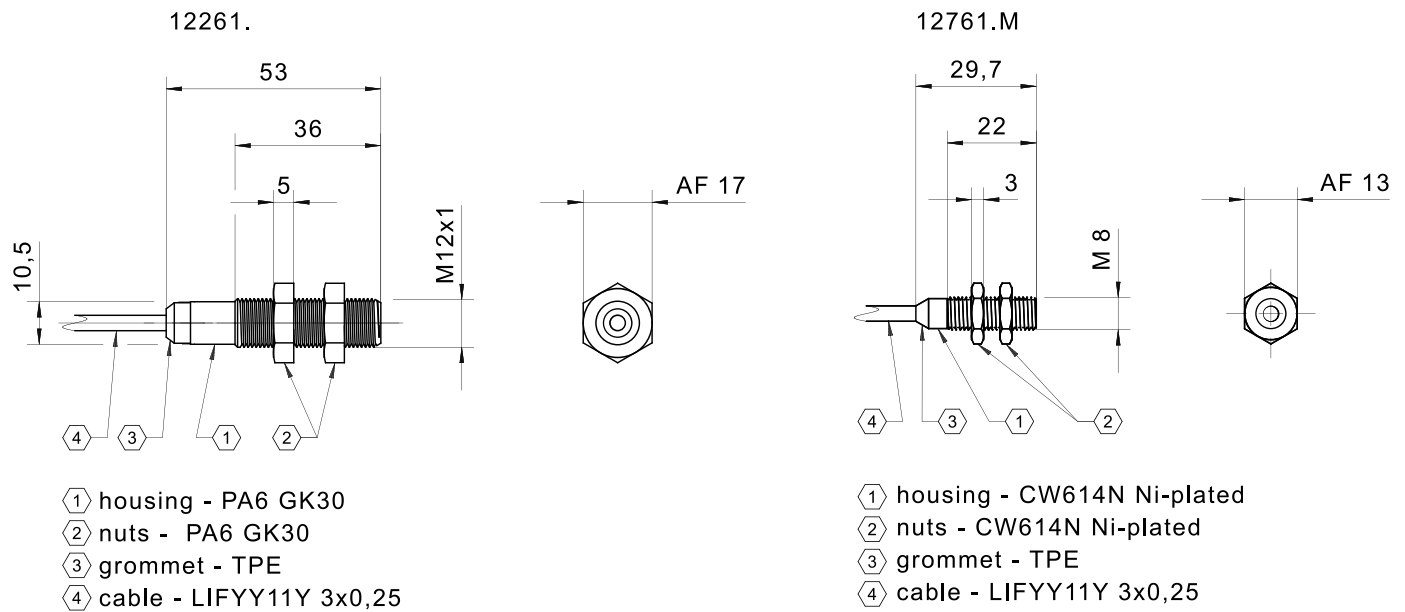
Magnetic sensor 12261

Product characteristics

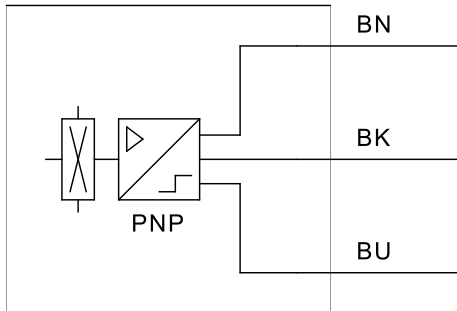
- Magnetic sensor on Hall basis
- External thread with fastening nuts for simple installation
- PA housing
- M12 x 46 mm
- PVC cable

Technical drawing

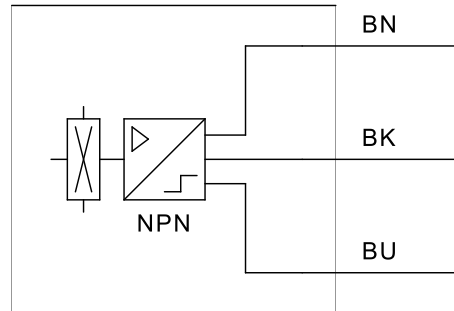
IMAGE 1/1



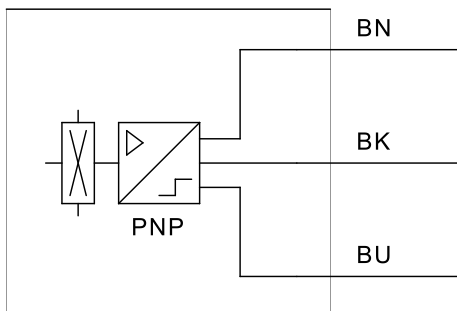
127610



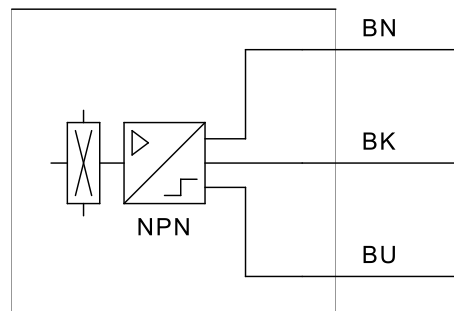
127611



127610M

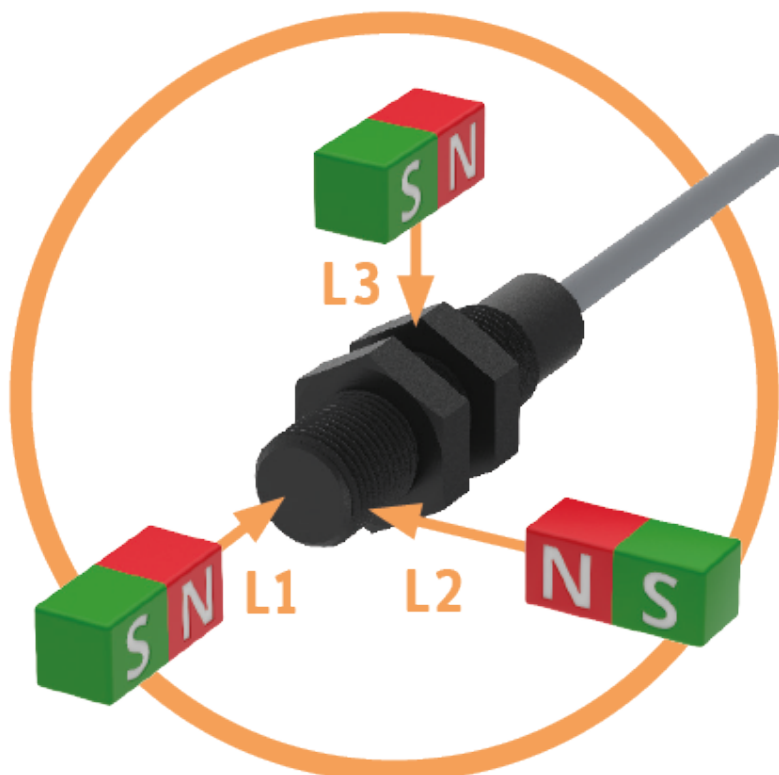


127611M



Product options

IMAGE 1/2



TYPICAL SWITCHING DISTANCES

	122610			122611		
ACTUATORS	L1	L2	L3	L1	L2	L3
324790	6 mm	-	-	9 mm	-	-
300790	11 mm	-	-	14 mm	-	-
300780	15 mm	-	-	18 mm	-	-

Further actuators and switching distances on request

IMAGE 2/2

ORDERING KEY

122			Cylindrical proximity switch, Hall
	610		PNP output – cable connection 1m
	611		NPN output – cable connection 1m
			Housing with connector output on request
			Other available cable lengths
		-3	3 m
		-5	5 m
		-10	10 m
			Other cable materials and cable lengths on request

Article characteristics

Attribute	122610	122611
Continuous current	0.1 A	0.02 A
Technology	Hall	
EMC immunity (Norm)	DIN EN 60947-5-2, applicable chapter 7.2.6	
EMC emission (Norm)	DIN EN 60947-5-2, applicable chapter 7.2.6	
Operating voltage min.	10 V DC	4.5 V DC
Operating voltage max.	30 V DC	24 V DC
LED display	No	
Actuation	front	
Switching principle	magnetic	
Polarity reversal protection	yes	
Switching output	PNP	NPN
Dimensions	M12 L=46	
Housing design	cylindrical	
Housing material	PA	
Nut material	PA	
Cable material	PVC	
Protection class	IP67 DIN EN 60529	
Operating temperature min.	-25 °C	
Max. operating temperature	75 °C	
Min. storage temperature	-25 °C	
Max. storage temperature	75 °C	
Min. cable temperature range, moving	-5 °C	
Max. cable temperature range, moving	70 °C	
Min. cable temperature range, fixed installation	-25 °C	
Max. cable temperature range, fixed installation	70 °C	
Mounting type	Thread	
Cable length	1 m	