



Magnetic sensor 128

Product characteristics

- Magnetic sensor on reed-contact basis
- Small housing with external thread and fastening nuts for simple and space-saving installation
- M10 x 48 mm
- PVC cable
- Sturdy brass housing
- Variant with high switching voltage (up to 250 V) available

Technical drawing

IMAGE 1/2

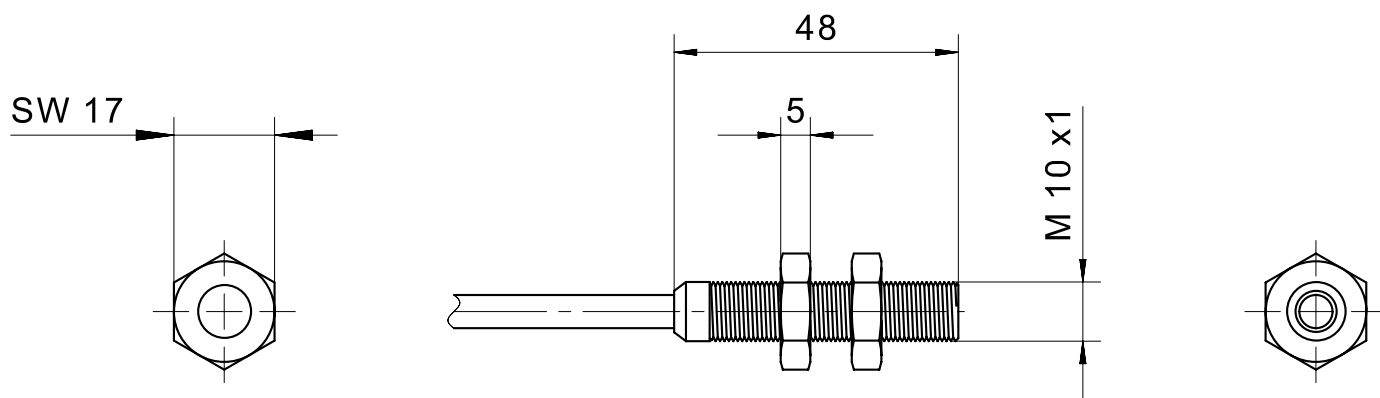
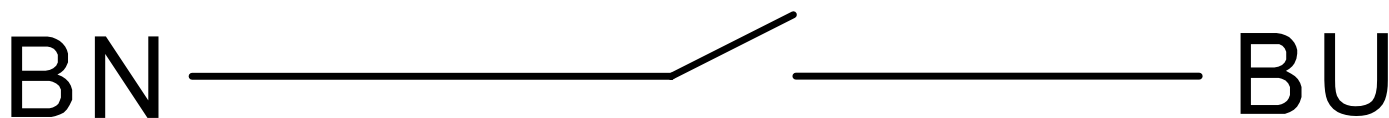
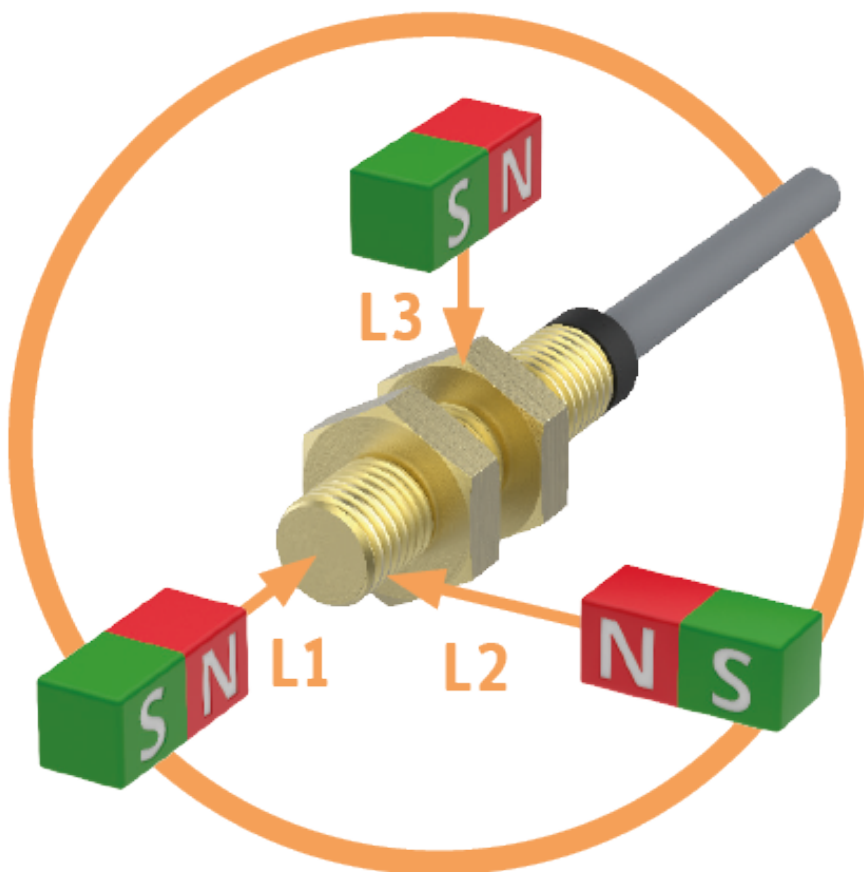


IMAGE 2/2



Product options

IMAGE 1/2



TYPICAL SWITCHING DISTANCES

	128210		
ACTUATORS	L1	L2	L3
324790	15 mm	13 mm	9 mm
300790	19 mm	15 mm	12 mm
300780	26 mm	19 mm	18 mm

Further actuators and switching distances on request

IMAGE 2/2

ORDERING KEY

128			Magnetic sensor, reed contact
	210		N.O. – cable connection 1 m, switching voltage max. 48 V
			Other contact forms on request
			Other available cable lengths
		-3	3 m
		-5	5 m
		-10	10 m
			Other cable materials and cable lengths on request

Article characteristics

Attribute	128210
Max. switching voltage	48 V DC
Max. switching voltage	48 V AC
Max. switching current	0.5 A
Max. switching power	10 W
Technology	Reed
Contact form	NO
LED display	No
Actuation	arbitrary
Switching principle	magnetic
Dimensions	M10x1 L=48
Housing design	cylindrical
Housing material	Messing
Nut material	Messing
Cable material	PVC
Protection class	IP67 DIN EN 60529
Operating temperature min.	-25 °C
Max. operating temperature	75 °C
Min. storage temperature	-25 °C
Max. storage temperature	75 °C
Min. cable temperature range, moving	-5 °C
Max. cable temperature range, moving	70 °C
Min. cable temperature range, fixed installation	-25 °C
Max. cable temperature range, fixed installation	70 °C
Mounting type	Thread
Cable length	1 m