



Magnetic sensor 126

Product characteristics

- Magnetic sensor on reed-contact basis
- Small housing for space-saving installation
- PA housing
- $\varnothing 6 \times 30$ mm
- PVC cable

Technical drawing

IMAGE 1/2

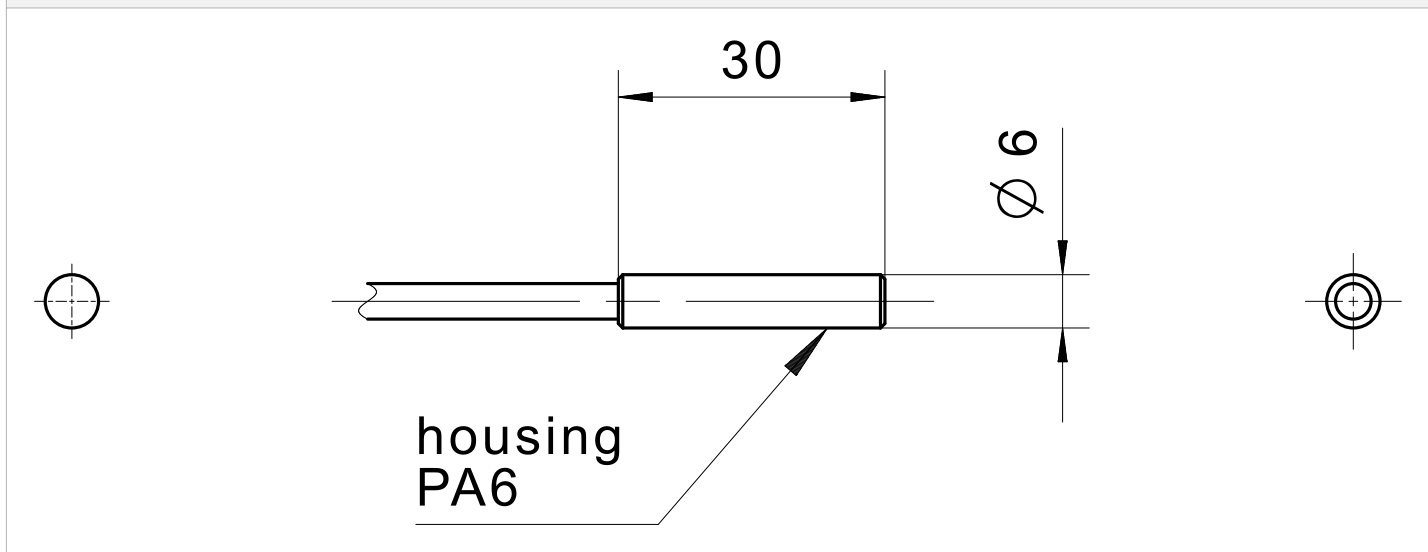

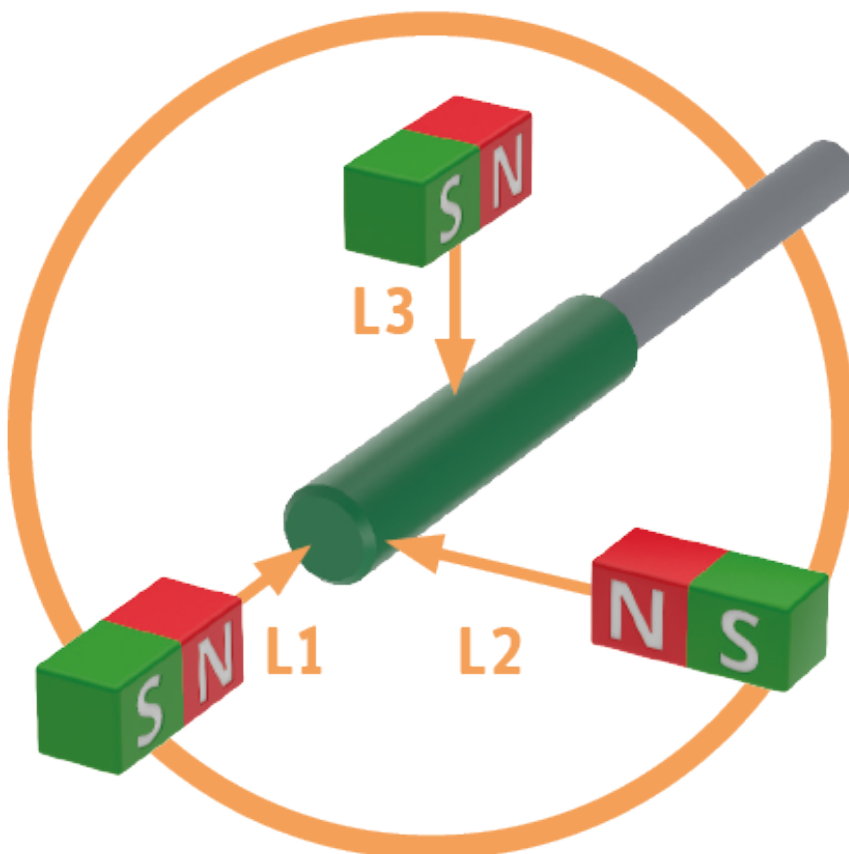


IMAGE 2/2

BK  BU

Product options

IMAGE 1/2



TYPICAL SWITCHING DISTANCES

	126210		
ACTUATORS	L1	L2	L3
324790	17 mm	13 mm	11 mm
300790	21 mm	17 mm	15 mm
300780	28 mm	20 mm	20 mm

Further actuators and switching distances on request

IMAGE 2/2

ORDERING KEY

126			Magnetic sensor, reed contact
	210		N.O. – cable connection 1 m
			Other available cable lengths
		-3	3 m
		-5	5 m
		-10	10 m
			Other cable materials and cable lengths on request

Article characteristics

Attribute	126210
Max. switching voltage	48 V DC
Max. switching voltage	48 V AC
Max. switching current	0.5 A
Max. switching power	10 W
Technology	Reed
Contact form	NO
LED display	No
Actuation	arbitrary
Switching principle	magnetic
Dimensions	D6 L=30
Housing design	cylindrical
Housing material	PA6
Cable material	PVC
Protection class	IP67 DIN EN 60529
Operating temperature min.	-25 °C
Max. operating temperature	75 °C
Min. storage temperature	-25 °C
Max. storage temperature	75 °C
Min. cable temperature range, moving	-25 °C
Max. cable temperature range, moving	80 °C
Min. cable temperature range, fixed installation	-40 °C
Max. cable temperature range, fixed installation	80 °C
Mounting type	inserted
Cable length	1 m