



Interfaces for input expansion

With the interface modules, the number of safety inputs and outputs can be increased. A large number of safety functions can be monitored by cascading multiple modules.

Product characteristics

- Up to PLd in accordance with EN ISO 13849-1 and SIL2 in accordance with IEC 61508
- Screwless terminals for easy installation
- Status diagnostics via control outputs and LEDs
- Number of sensors can be increased to 4 per sensor input
- By cascading, it is possible to connect up to 64 sensors to one safety control unit*

* To achieve the maximum performance level, it is necessary to integrate the control outputs in the evaluation (start interlock in the event of a fault). If interfaces are cascaded, this can result in a reduction of the maximum performance level PL. Connection examples are available from elobau.

Technical drawing

IMAGE 1/4

36396k30

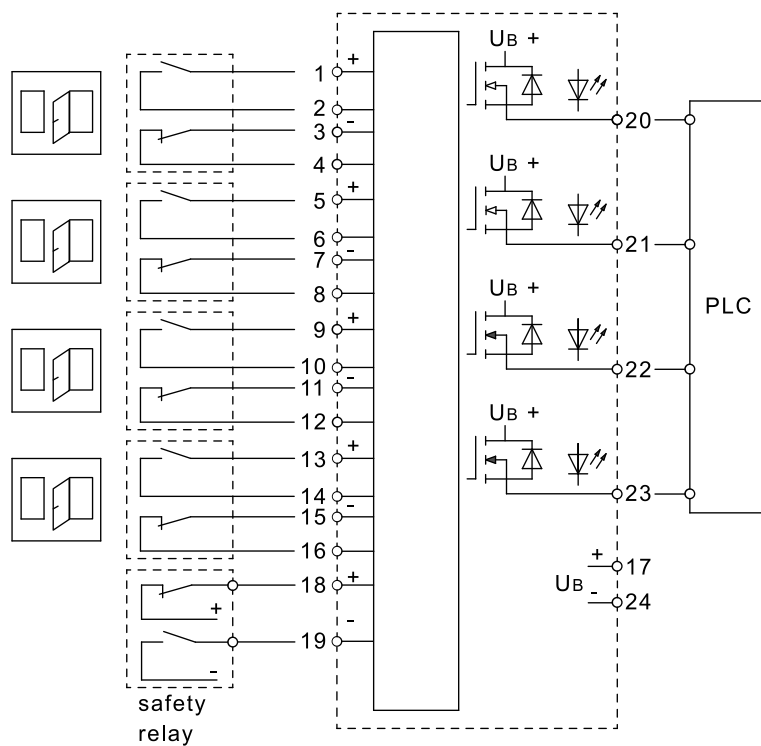
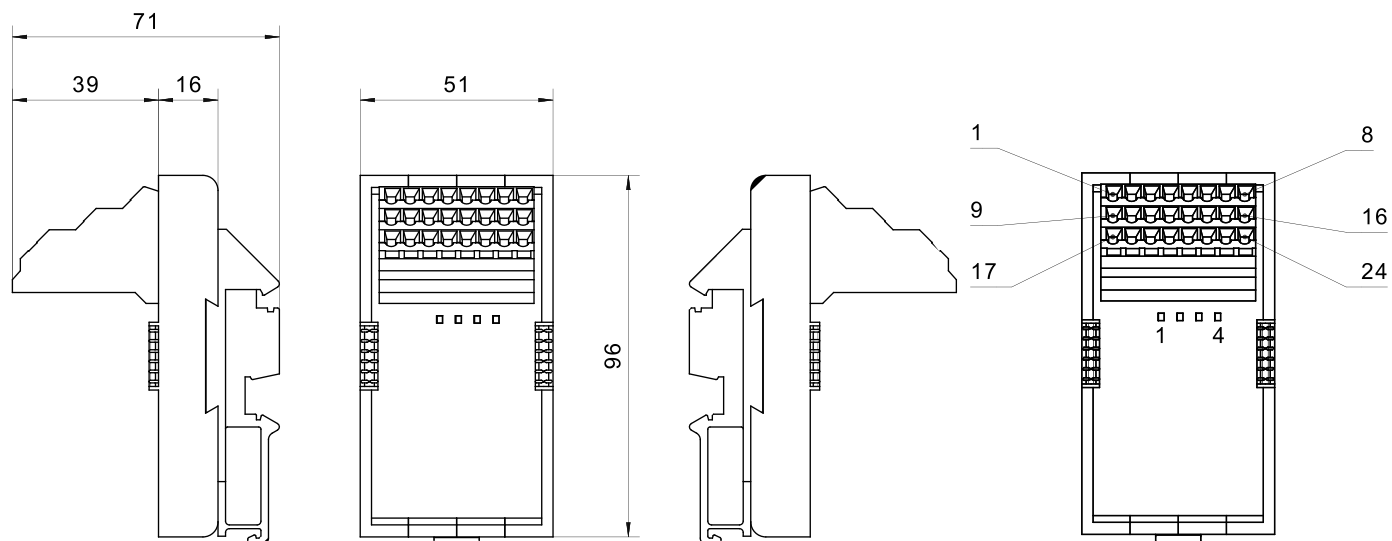


IMAGE 2/4

36396k30

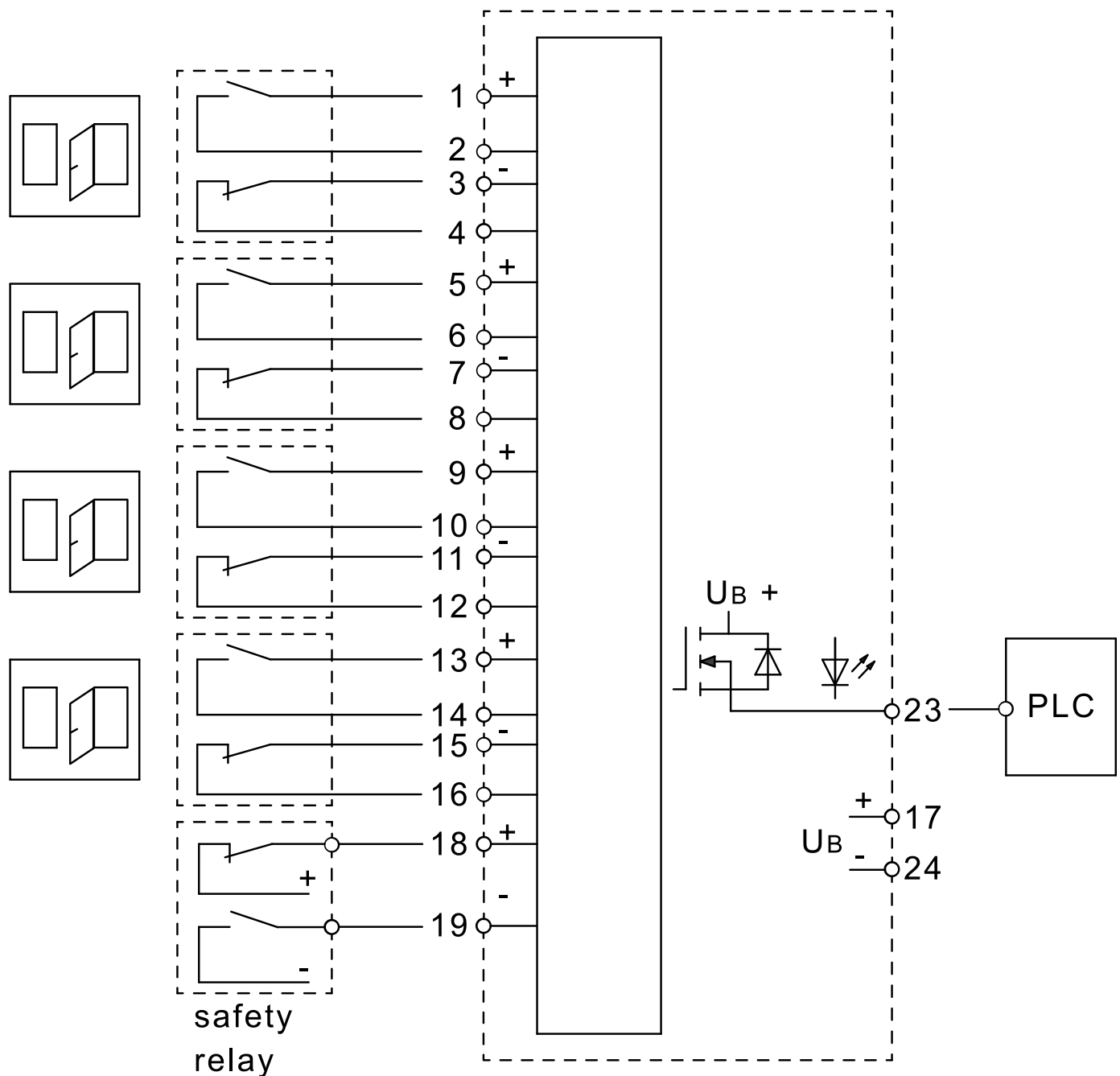


IMAGE 3/4

363967

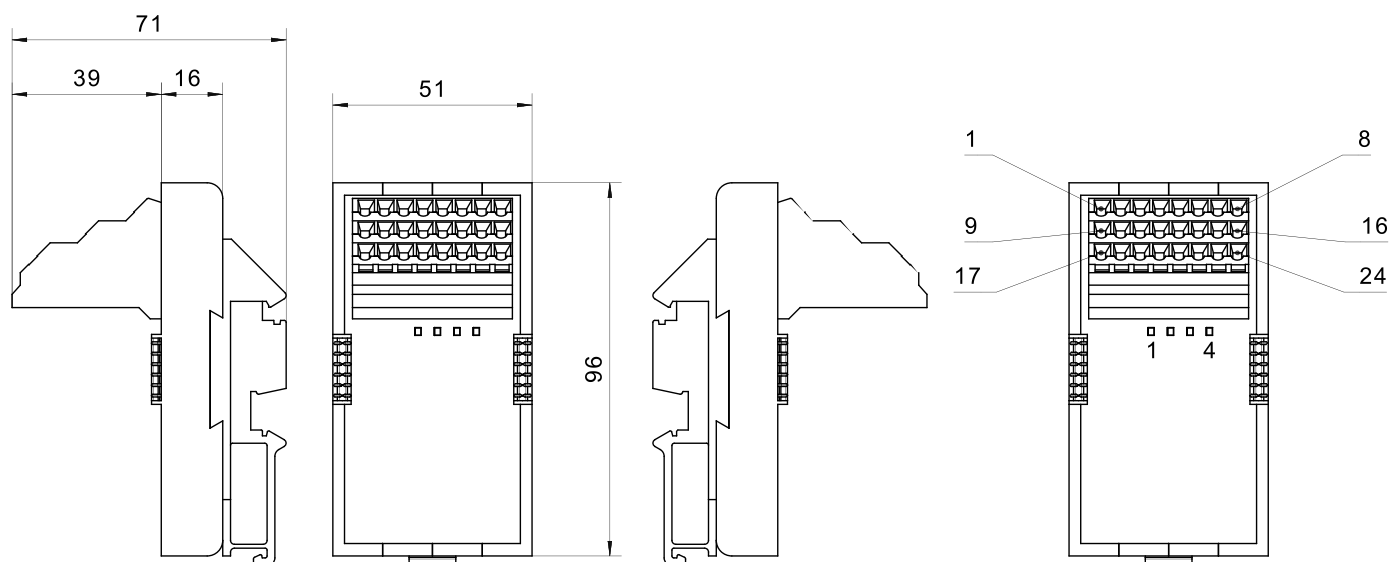


IMAGE 4/4

363967



Product options

IMAGE 1/1

ORDERING KEY

363					Interface for input expansion
					N.O./N.O.
	V	97			4 control outputs
	G	97			1 control output
					N.O./N.C.
	G	96	K30		1 control outputs
	0	96	K30		4 control output

Article characteristics

Attribute	363G96K30	363G97	363V97	363096K30
Max. switching voltage at safety output	26.4 V DC			
Max. switching voltage at control output	26.4 V DC			
Max. switching current per channel	0.02 A			
Number of electronic safety outputs	1			
Number of electronic control outputs	1		4	
Number of redundant safety inputs	4			
Operating voltage min.	21.6 V DC			
Operating voltage max.	26.4 V DC			
Current consumption	100 mA			
Power consumption	2.4 W			
LED display	single-coloured			
Operating time	3000 ms			
Fuse operating voltage	1A slow blow			
Pollution degree	1			
Protection class	III			
Overvoltage category	III			
Contact form	NO/NC	NO/NO		NO/NC
PL acc. to EN ISO 13849-1	d			
SIL acc. to IEC 61508	2			
SIL CL acc. to IEC 62061	2			
PFHD according to IEC 61508	1,8*10 ⁻⁸ 1/h	1,05*10 ⁻⁸ 1/h		1,8*10 ⁻⁸ 1/h
Category acc. to EN ISO 13849-1	3			
Mission time in years	20 a			
Dimensions	96 x 51 x 56 mm (H/B/T)			
Housing colour	schwarz			
Housing material	PA			
Protection class	IP00 DIN EN 60529			
Protection class, installation space	IP54 DIN EN 60529			
Operating temperature min.	0 °C			

Attribute	363G96K30	363G97	363V97	363096K30
Max. operating temperature	55 °C			
Relative humidity	5 - 85 %			
Min. storage temperature	0 °C			
Max. storage temperature	55 °C			
Shock resistance (Norm)	30 g / 11 ms			
Continuous shock resistance (Norm)	10 g / 16 ms			
Vibration resistance (Norm)	10...55 Hz			
Air pressure	860 - 1060 hPa			
Delta tmax	0.5 °C/min			
Mounting type	Mounting rail			
Weight	100 g			
Spring-type terminals	yes			
Pluggable connection terminals	no			
Min. connection cross section	0.08 mm²			
Max. connection cross section	2.5 mm²			
Certified in accordance with	EN ISO 13849-1, IEC 61508, UL 508/CSA 22.2			
CE label	yes			