



Safety interlock ZS

The slim design of the ZS safety interlock offers numerous mounting options.

Product characteristics

- 8 possible approach directions
- Supporting release enables the unlocking of the guard locking function in the event of a fault
- Three cable entries for flexible connection options
- Matching cable gland 354000 for simple installation
- Selection of ZB actuators suitable for any application

Accessories available as an option:

Override key lock, insertion funnel, bolt, screw connection and deadbolt.

Actuator for safety interlocks:

ZBG5M straight without rubber bushing ($R \geq 300\text{mm}$)
ZBG5G straight with rubber bushing ($R \geq 300\text{mm}$)
ZBA5G angled with rubber bushing ($R \geq 300\text{mm}$)
ZBG5GE straight with rubber bushing (with insertion funnel, overrun 5 mm)
ZBA5GE angled with rubber bushing (with insertion funnel, overrun 5 mm)

Hinged actuator for safety interlocks:

ZBU5M hinged actuator, approach direction top / bottom ($R \geq 200\text{mm}$)
ZBL5M hinged actuator, approach direction left / right ($R \geq 100\text{mm}$)
ZBU5ME hinged actuator, approach direction top / bottom (with insertion funnel, overrun 5 mm, $R \geq 200\text{mm}$)
ZBL5ME hinged actuator, approach direction left / right (with insertion funnel, overrun 5 mm, $R \geq 100\text{mm}$)

Technical drawing

IMAGE 1/3

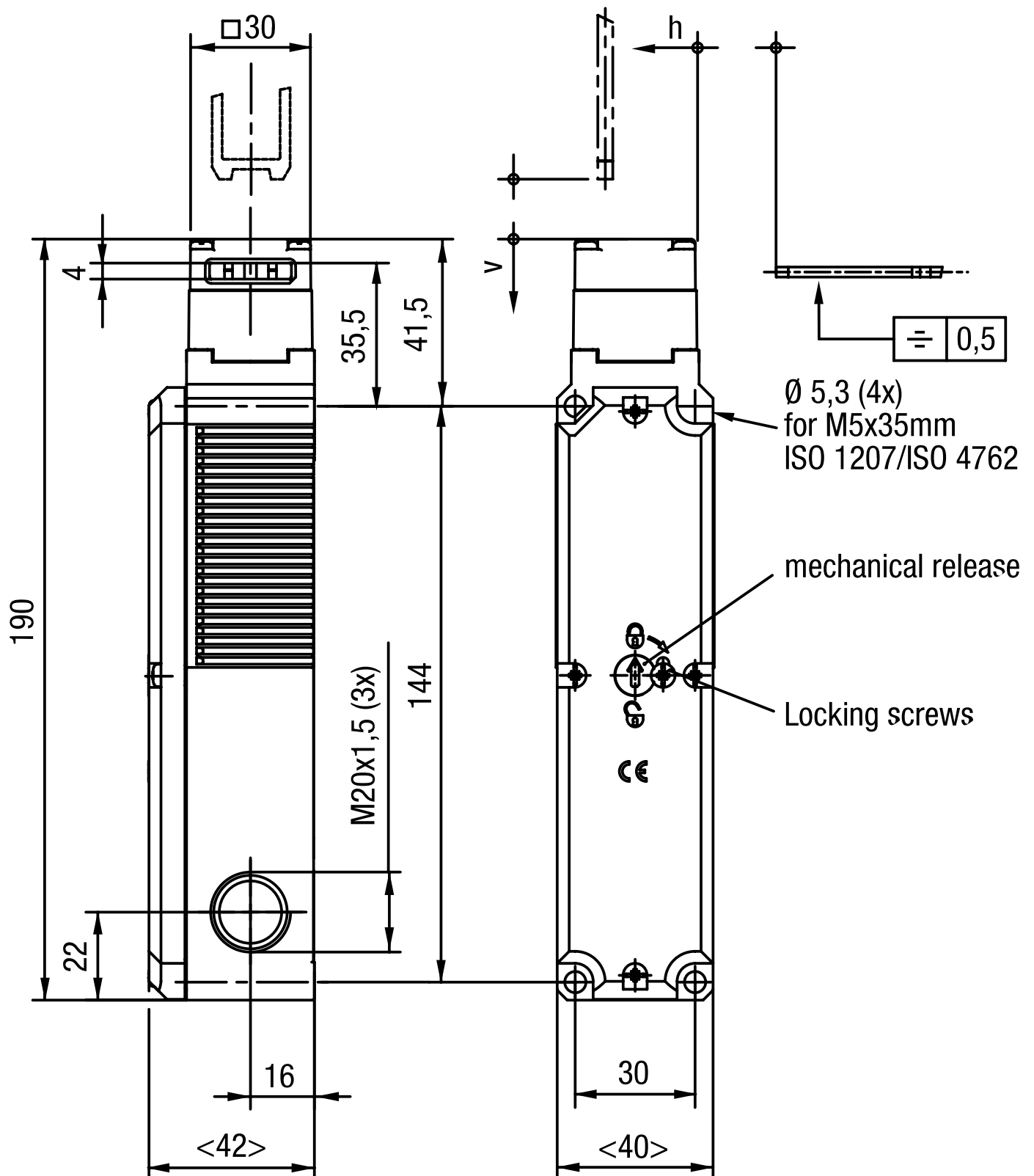


IMAGE 2/3

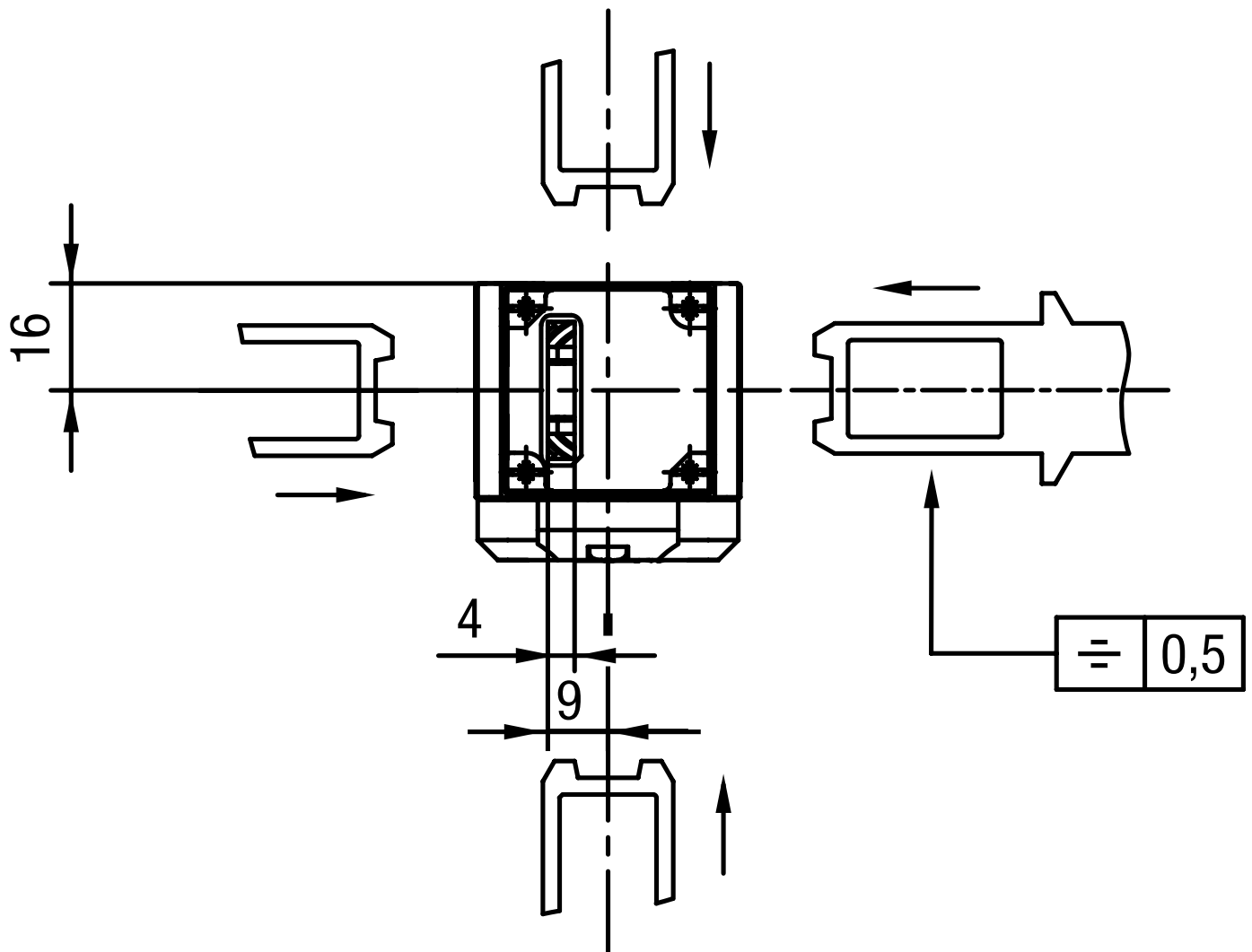
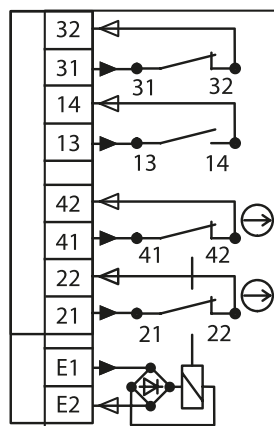


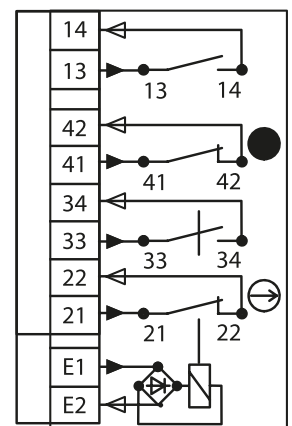
IMAGE 3/3

Contact form

ZSR 1121 R
ZSA 1121 R



ZSR 1220 R
ZSA 1220 R

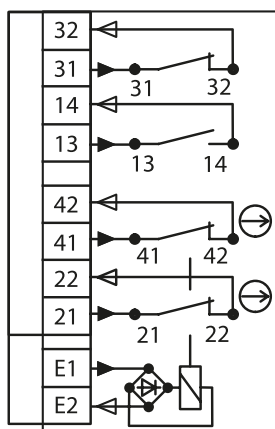


Product options

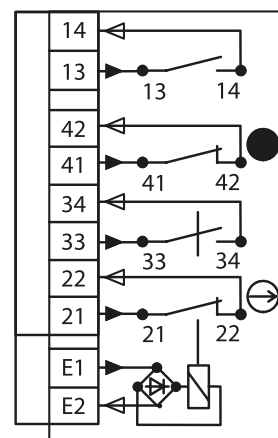
IMAGE 1/1

Contact form

ZSR 1121 R
ZSA 1121 R



ZSR 1220 R
ZSA 1220 R



Article characteristics

Attribute	ZSA1121R	ZSA1220R	ZSR1121R	ZSR1220R	EDZSA1121R	EDZSA1220R ▶
Min. switching voltage	24 V DC					-
Min. switching voltage	24 V AC					-
Min. switching current	1 A					-
Conv. thermal continuous current I _{th}	4 A					-
Utilization category	AC-15 4A 230V / DC-13 4A 24V					-
Rated insulation voltage (U _i)	250 V					-
Rated impulse withstand voltage (U _{imp})	2500 V					-
Magnet operating voltage +10%/-15%	24 V AC/DC					-
Power consumption	8 W					-
Power-on time ED	100 %					-
Open-circuit principle	yes		-			
Closed-circuit principle	-		yes			
Switching principle	Slow-action switch					-
Short-circuit protection in accordance with IEC 60269-1 (fuse)	4 A gG					-
Conditional short circuit current	100 A					-
Pollution degree	3					-
B10d acc. to EN ISO 13849-1	5000000					-
Type acc. to EN ISO 14119	2					-
Mission time in years	20 a					-
Service life, mechanical (Cycles)	1 x 10 ⁶					-
Dimensions	42 x 40 x 190 mm (H/B/T)					-
Emergency release present	no					-
Auxiliary unlocking device present	yes					-
Emergency unblocking present	no					-
Locking force F _{max}	2500 N					-
Locking force F _{zH}	2000 N					-
Immersion depth	24.5 mm					-

Attribute	ZSA1121R	ZSA1220R	ZSR1121R	ZSR1220R	EDZSA1121R	EDZSA1220R ▶
Overrun max.	5 mm				-	-
Number of N.C. door position	1	0	1	0	-	-
Number of N.O. door position	1				-	-
Number of interlocks guard locking	2				-	-
Number of N.O. guard locking	0	1	0	1	-	-
Number of interlocks door position	0				-	-
Operating speed max.	20 m/min				-	-
Actuation frequency	1200 1/h				-	-
Actuation force/attraction force/retention force	35 / 30 / 20 N				-	-
Housing material	Glasfaserverstaerkter Thermoplast				-	-
Housing colour	Gehaeuse schwarz / Deckel gelb				-	-
Contact material	Silberlegierung hauchvergoldet				-	-
Protection class	IP67 DIN EN 60529				-	-
Operating temperature min.	-20 °C				-	-
Max. operating temperature	50 °C				-	-
Min. storage temperature	-20 °C				-	-
Max. storage temperature	50 °C				-	-
Mounting type	screwed				-	-
Weight	500 g				-	-
Installation	arbitrary				-	-
Connection type	3 x M20 x 1,5 Kabelverschraubung				-	-
Min. connection cross section	0.34 mm²				-	-
Max. connection cross section	1.5 mm²				-	-
Certified in accordance with	EN ISO 60947-5-1 GS-ET-19 UL 508 / CSA 22.2				-	-
CE label	yes				-	-

Attribute	EDZSR1121R	EDZSR1220R
Min. switching voltage	-	-
Min. switching voltage	-	-
Min. switching current	-	-
Conv. thermal continuous current I _{th}	-	-
Utilization category	-	-
Rated insulation voltage (U _i)	-	-
Rated impulse withstand voltage (U _{imp})	-	-
Magnet operating voltage +10%/-15%	-	-
Power consumption	-	-
Power-on time ED	-	-
Open-circuit principle	-	-
Closed-circuit principle	-	-
Switching principle	-	-
Short-circuit protection in accordance with IEC 60269-1 (fuse)	-	-
Conditional short circuit current	-	-
Pollution degree	-	-
B10d acc. to EN ISO 13849-1	-	-
Type acc. to EN ISO 14119	-	-
Mission time in years	-	-
Service life, mechanical (Cycles)	-	-
Dimensions	-	-
Emergency release present	-	-
Auxiliary unlocking device present	-	-
Emergency unblocking present	-	-
Locking force F _{max}	-	-
Locking force F _{zH}	-	-
Immersion depth	-	-
Overrun max.	-	-
Number of N.C. door position	-	-

Attribute	EDZSR1121R	EDZSR1220R
Number of N.O. door position	-	-
Number of interlocks guard locking	-	-
Number of N.O. guard locking	-	-
Number of interlocks door position	-	-
Operating speed max.	-	-
Actuation frequency	-	-
Actuation force/attraction force/retention force	-	-
Housing material	-	-
Housing colour	-	-
Contact material	-	-
Protection class	-	-
Operating temperature min.	-	-
Max. operating temperature	-	-
Min. storage temperature	-	-
Max. storage temperature	-	-
Mounting type	-	-
Weight	-	-
Installation	-	-
Connection type	-	-
Min. connection cross section	-	-
Max. connection cross section	-	-
Certified in accordance with	-	-
CE label	-	-