



Safety interlock ZS

The slim design of the ZS safety interlock offers numerous mounting options.

Product characteristics

- 8 possible approach directions
- Supporting release enables the unlocking of the guard locking function in the event of a fault
- Three cable entries for flexible connection options
- Matching cable gland 354000 for simple installation
- Selection of ZB actuators suitable for any application

Accessories available as an option:

Override key lock, insertion funnel, bolt, screw connection and deadbolt.

Actuator for safety interlocks:

ZBG5M straight without rubber bushing ($R \geq 300\text{mm}$)
ZBG5G straight with rubber bushing ($R \geq 300\text{mm}$)
ZBA5G angled with rubber bushing ($R \geq 300\text{mm}$)
ZBG5GE straight with rubber bushing (with insertion funnel, overrun 5 mm)
ZBA5GE angled with rubber bushing (with insertion funnel, overrun 5 mm)

Hinged actuator for safety interlocks:

ZBU5M hinged actuator, approach direction top / bottom ($R \geq 200\text{mm}$)
ZBL5M hinged actuator, approach direction left / right ($R \geq 100\text{mm}$)
ZBU5ME hinged actuator, approach direction top / bottom (with insertion funnel, overrun 5 mm, $R \geq 200\text{mm}$)
ZBL5ME hinged actuator, approach direction left / right (with insertion funnel, overrun 5 mm, $R \geq 100\text{mm}$)

Technical drawing

IMAGE 1/3

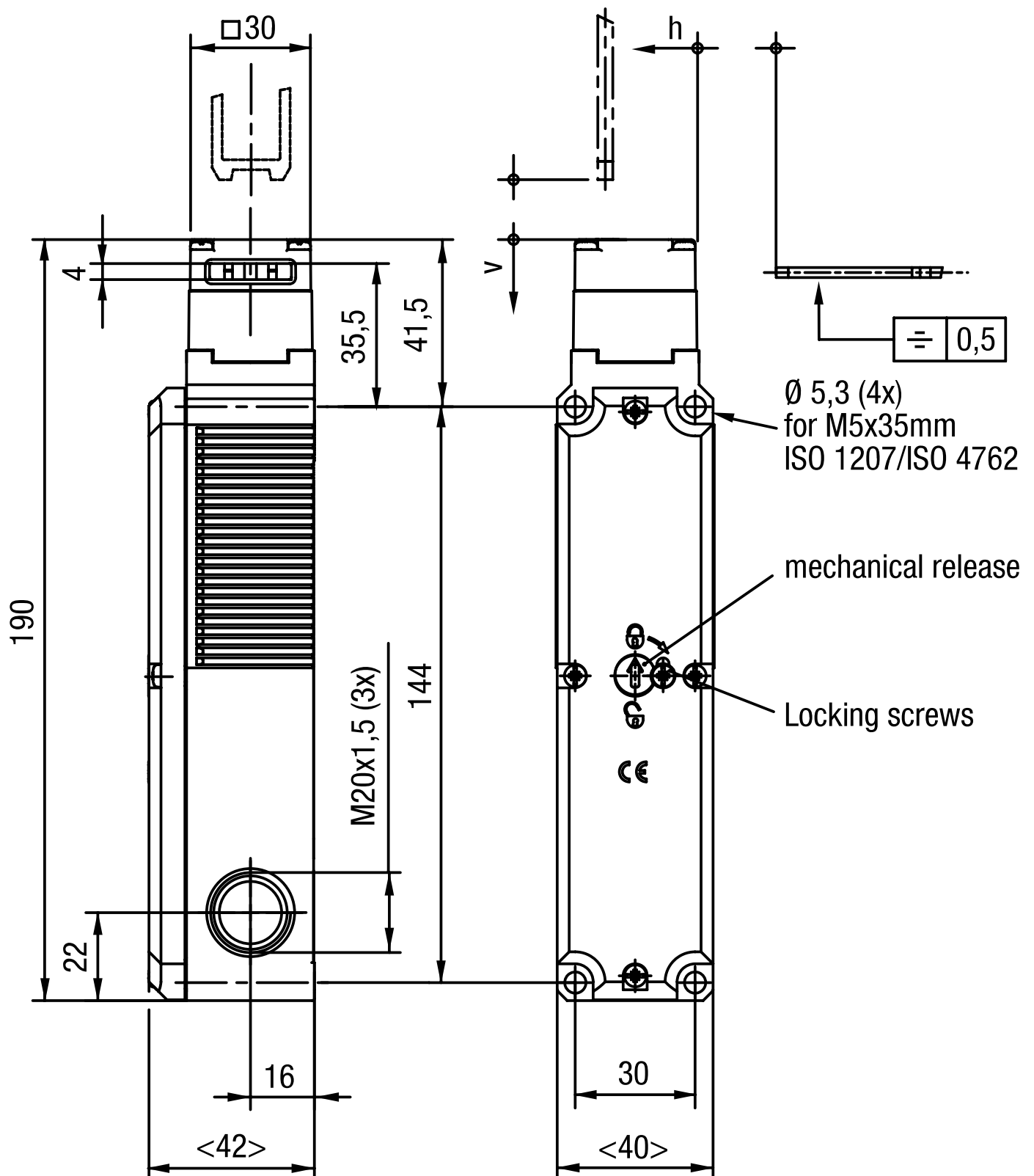


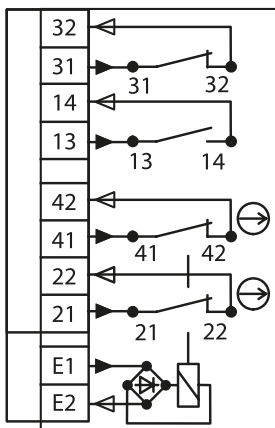
IMAGE 2/3



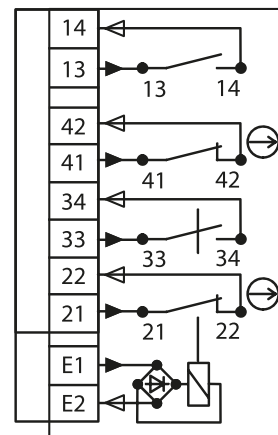
IMAGE 3/3

Contact form

ZSR 1121 R
ZSA 1121 R



ZSR 1220 R
ZSA 1220 R

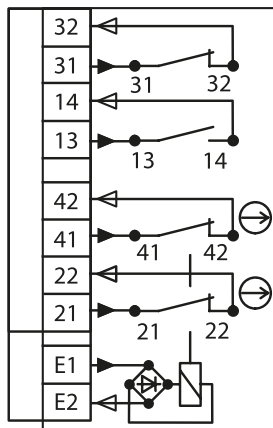


Product options

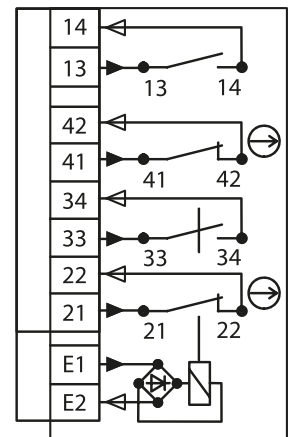
IMAGE 1/1

Contact form

ZSR 1121 R
ZSA 1121 R



ZSR 1220 R
ZSA 1220 R



Article characteristics

| Attribute | ZSA1121R | ZSA1220R | ZSR1121R | ZSR1220R |
|--|------------------------------|----------|----------|----------|
| Min. switching voltage | 24 V DC | | | |
| Min. switching voltage | 24 V AC | | | |
| Min. switching current | 1 A | | | |
| Conv. thermal continuous current Ith | 4 A | | | |
| Utilization category | AC-15 4A 230V / DC-13 4A 24V | | | |
| Rated insulation voltage (Ui) | 250 V | | | |
| Rated impulse withstand voltage (Uimp) | 2500 V | | | |
| Magnet operating voltage +10%/-15% | 24 V AC/DC | | | |
| Power consumption | 8 W | | | |
| Power-on time ED | 100 % | | | |
| Open-circuit principle | yes | | - | |
| Closed-circuit principle | - | | yes | |
| Switching principle | Slow-action switch | | | |
| Short-circuit protection in accordance with IEC 60269-1 (fuse) | 4 A gG | | | |
| Conditional short circuit current | 100 A | | | |
| Pollution degree | 3 | | | |
| B10d acc. to EN ISO 13849-1 | 5000000 | | | |
| Type acc. to EN ISO 14119 | 2 | | | |
| Mission time in years | 20 a | | | |
| Service life, mechanical (Cycles) | 1 x 10^6 | | | |
| Dimensions | 42 x 40 x 190 mm (H/B/T) | | | |
| Emergency release present | no | | | |
| Auxiliary unlocking device present | yes | | | |
| Emergency unblocking present | no | | | |
| Locking force Fmax | 2500 N | | | |
| Locking force FzH | 2000 N | | | |
| Immersion depth | 24.5 mm | | | |
| Overrun max. | 5 mm | | | |

Article characteristics

| Attribute | ZSA1121R | ZSA1220R | ZSR1121R | ZSR1220R |
|--|---|----------|----------|----------|
| Number of N.C. door position | 1 | 0 | 1 | 0 |
| Number of N.O. door position | 1 | | | |
| Number of interlocks guard locking | 2 | | | |
| Number of N.O. guard locking | 0 | 1 | 0 | 1 |
| Number of interlocks door position | 0 | | | |
| Operating speed max. | 20 m/min | | | |
| Actuation frequency | 1200 1/h | | | |
| Actuation force/attraction force/retention force | 35 / 30 / 20 N | | | |
| Housing material | Glasfaserverstaerkter Thermoplast | | | |
| Housing colour | Gehaeuse schwarz / Deckel gelb | | | |
| Contact material | Silberlegierung hauchvergoldet | | | |
| Protection class | IP67 DIN EN 60529 | | | |
| Operating temperature min. | -20 °C | | | |
| Max. operating temperature | 50 °C | | | |
| Min. storage temperature | -20 °C | | | |
| Max. storage temperature | 50 °C | | | |
| Mounting type | screwed | | | |
| Weight | 500 g | | | |
| Installation | arbitrary | | | |
| Connection type | 3 x M20 x 1,5 Kabelverschraubung | | | |
| Min. connection cross section | 0.34 mm ² | | | |
| Max. connection cross section | 1.5 mm ² | | | |
| Certified in accordance with | EN ISO 60947-5-1 GS-ET-19 UL 508 / CSA 22.2 | | | |
| CE label | yes | | | |