



Safety sensor 153

Safety doors, bonnets or covers can be safely monitored with the non-contact and therefore wear-free sensors in combination with the matching elobau safety evaluation unit. The magnetic safety sensors are particularly convincing for monitoring safety doors on food processing machines due to their concealed installation behind stainless steel.

The high number of variants at elobau offers solutions for almost all applications.

Technical specification

- Small standard design for installation in confined spaces
- Sensors in standard or reinforced version for Switching distance to suit the application
- Variable connection through cable outlet and M8 housing connector
- Simple diagnosis through optional LED and control contact

Technical drawing

IMAGE 1/3

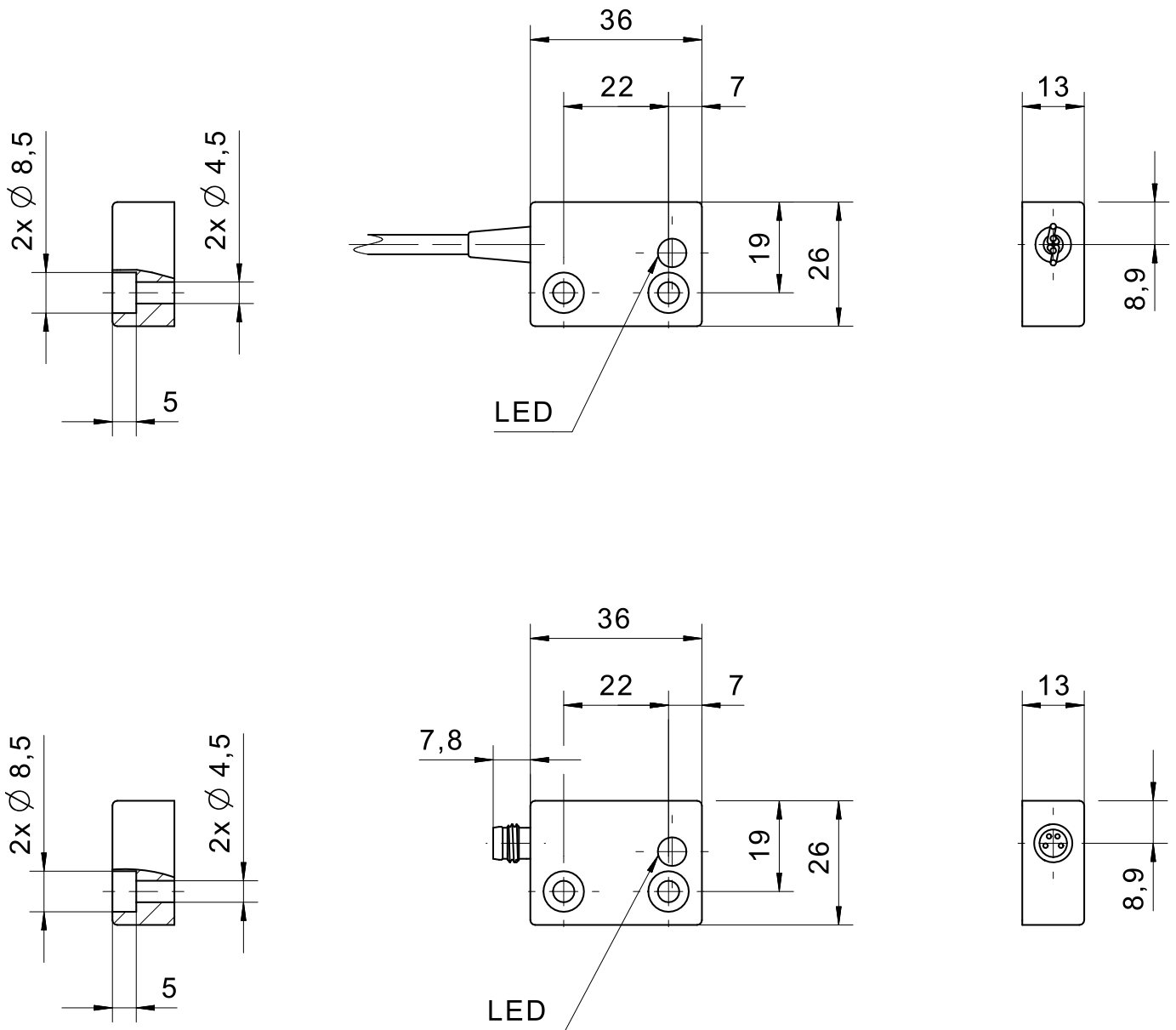
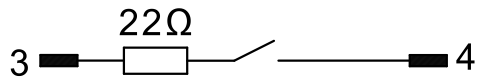
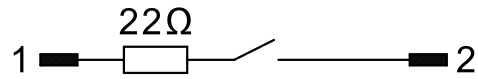


IMAGE 2/3

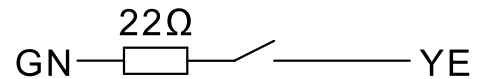
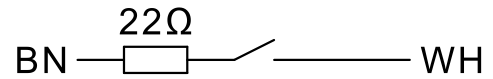


IMAGE 3/3

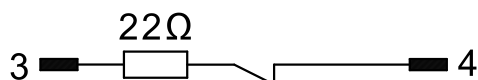
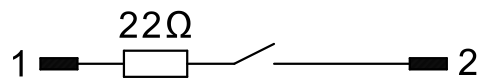
153V62A0D, 153V62SHD



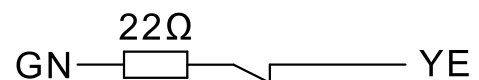
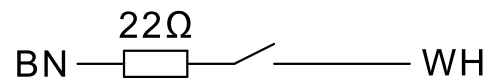
153V62, 153V62S



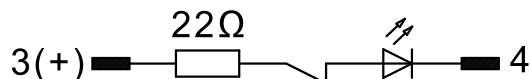
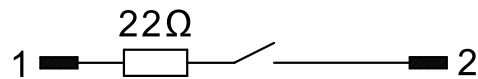
153270A0D



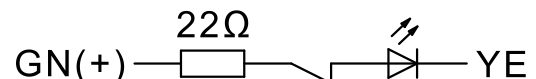
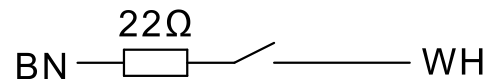
153270, 153270S



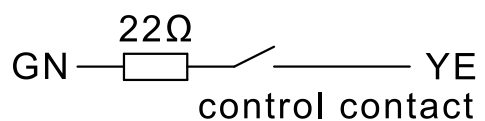
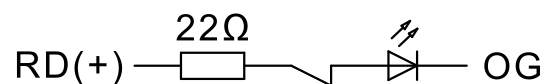
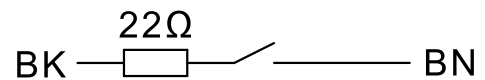
153270A0E, 153270SA0D



153270AA, 153270SA

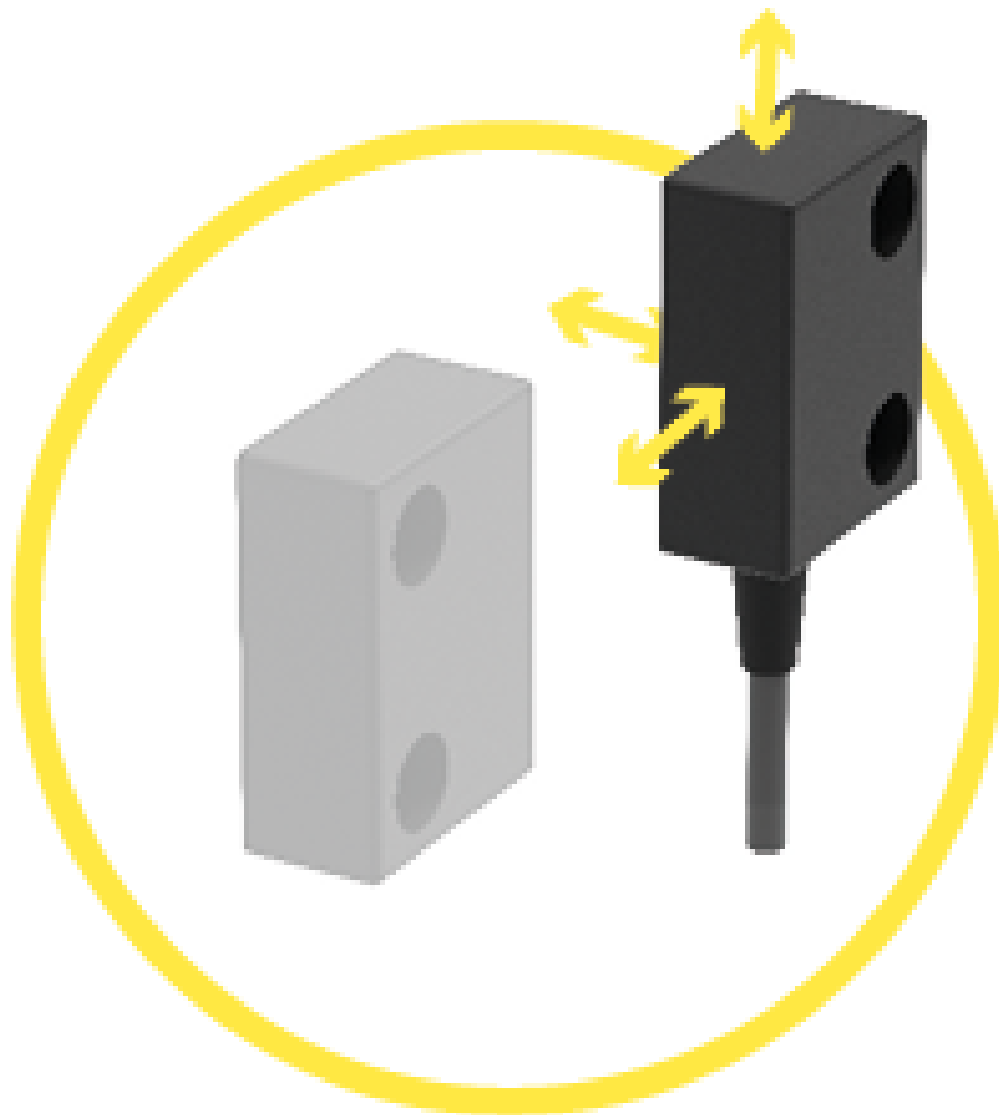


153570AA



Product options

IMAGE 1/3



Suitable for front, side and 90° actuation. Operating distance (Sao) from 4 to 10 mm. Assured switch-off distance (Sar) from 12 to 22 mm.

IMAGE 2/3

MATCHING ACTUATORS

		$S_{0_{min}}$	S_{ao}	S_{ar}	$S_{0_{min}}$	S_{ao}	S_{ar}	$S_{0_{min}}$	S_{ao}	S_{ar}	$S_{0_{min}}$	S_{ao}	S_{ar}
30428112B	front	0,5	3	10	-	-	-	-	-	-	-	-	-
30428112BS		-	-	-	0,5	8	17	-	-	-	-	-	-
30428112A		-	-	-	-	-	-	0,5	3	10	-	-	-
30428112S		-	-	-	-	-	-	-	-	-	0,5	9	21

$S_{0_{min}}$ = minimum switching distance (mm), S_{ao} = operating distance (mm), S_{ar} = assured switch-off distance (mm)

IMAGE 3/3

ORDERING KEY

M8× connector, 4-pin		X	X	
Connection cable 1m*	X			X
N.O./N.O. contacts				
N.O./N.C. contacts	X	X	X	X
Additional N.O. control contact				
LED in series to N.C.		X		X
Coded	X	X	X	X
Uncoded				

M8× connector, 4-pin		X	
Connection cable 1m*	X		X
N.O./N.O. contacts	X	X	
N.O./N.C. contacts			X
Additional N.O. control contact			X
LED in series to N.C.			X
Coded	X	X	X
Uncoded			

Article characteristics

Attribute	153270	153270AA	153270AOE	153270S	153270SA0D	153V62 ▶
Housing colour	schwarz					
Cable type	LIYY 4 x 0,25 mm		-	LIYY 4 x 0,25 mm	-	
Cable colour	-					
Detent present	no					
Installation	-					
Certified in accordance with	ETL					
CE label	yes					
Contact form	NO/NC					
Min. switching voltage	0 V DC	19.2 V DC				
Max. switching voltage	28.8 V DC					
Max. switching current	0.1 A					
Max. switching current with LED	-	0.01 A		-	0.01 A	
Max. switching power	-					
Switching frequency	5 Hz					
Assured switching distance (Sao)	1 mm			9 mm		3 mm
Assured switch-off distance (Sar)	13 mm			21 mm		10 mm
Minimum switching distance (S0 min)	0.5 mm					
LED display	No	single-coloured		No	single-coloured	
Actuation	front					
Switching principle	magnetic					
Series resistor	22 Ohm					
Technology	Reed					
Min. switching current	0 A	-				
Coding acc. to EN ISO 14119	Low					
B10d acc. to EN ISO 13849-1	20000000					
Type acc. to EN ISO 14119	4					
Mission time in years	20 a					
Structure acc. to EN ISO 13849-1	Two-channel					
Housing design	cuboid					

Article characteristics

Attribute	153270	153270AA	153270A0E	153270S	153270SA0D	153V62 ▶
Dimensions	36x26x13					
Minimum installation distance (between two sensors)	-					
cannot be mounted flush	yes					
Housing material	PBT					
Cable material	PVC		-	PVC	-	
Protection class	IP67 DIN EN 60529					
Protection class, connector	-					
Operating temperature min.	-10 °C	-25 °C				
Max. operating temperature	75 °C					
Min. cable temperature range, moving	-					
Max. cable temperature range, moving	-					
Min. cable temperature range, fixed installation	-					
Max. cable temperature range, fixed installation	-					
Min. storage temperature	-10 °C	-25 °C				
Max. storage temperature	75 °C					
Mounting type	screwed from above					
Possible actuators	30428112A , 30428102A			30428112S , 30428102S		
Installation opening	4.5mm					
Weight	-					
Connector type	-		M8x1 4-polig	-	M8x1 4-polig	
Cable length	1 m		-	1 m	-	
Number of strands	4		-	4	-	
Wire cross section	0.25 mm²		-	0.25 mm²	-	

Article characteristics

Attribute	153270SA	153V62A0D	153V62SHD	153270A0D	153V62S	153570AA ▶
Housing colour	schwarz					
Cable type	LIYY 4 x 0,25 mm	-			LIYY 4 x 0,25 mm	LiYY 6x0,22 (AWG 24)
Cable colour	-					schwarz
Detent present	no					
Installation	-					arbitrary
Certified in accordance with	ETL	CE	ETL			CE
CE label	yes					
Contact form	NO/NC	NO/NO		NO/NC	NO/NO	NO/NC/NO (Kontrollkontakt)
Min. switching voltage	19.2 V DC					
Max. switching voltage	28.8 V DC					
Max. switching current	0.1 A					
Max. switching current with LED	0.01 A	-				0.01 A
Max. switching power	-					3 W
Switching frequency	-		5 Hz		-	
Assured switching distance (Sao)	9 mm	3 mm	8 mm	1 mm	8 mm	4 mm
Assured switch-off distance (Sar)	21 mm	11 mm	17 mm	13 mm	17 mm	16 mm
Minimum switching distance (S0 min)	0.5 mm					
LED display	single-coloured	No				single-coloured
Actuation	front					
Switching principle	magnetic					
Series resistor	22 Ohm					
Technology	Reed					
Min. switching current	-					
Coding acc. to EN ISO 14119	Low					
B10d acc. to EN ISO 13849-1	20000000					
Type acc. to EN ISO 14119	4					
Mission time in years	20 a					
Structure acc. to EN ISO 13849-1	Two-channel					

Article characteristics

Attribute	153270SA	153V62A0D	153V62SHD	153270A0D	153V62S	153570AA ▶
Housing design	cuboid		-	cuboid		
Dimensions	36x26x13					
Minimum installation distance (between two sensors)	-					50 mm
cannot be mounted flush	yes					
Housing material	PBT					
Cable material	PVC	-			PVC	
Protection class	IP67 DIN EN 60529					
Protection class, connector	-			IP65 DIN EN 60529	-	
Operating temperature min.	-25 °C				-	-25 °C
Max. operating temperature	75 °C				-	100 °C
Min. cable temperature range, moving	-					-10 °C
Max. cable temperature range, moving	-					105 °C
Min. cable temperature range, fixed installation	-					-30 °C
Max. cable temperature range, fixed installation	-					105 °C
Min. storage temperature	-25 °C				-	
Max. storage temperature	75 °C				-	
Mounting type	screwed from above					
Possible actuators	30428112S	30428112B, 30428102B	30428102BS , 30428112BS	30428112A	30428102BS , 30428112BS	30428112A
Installation opening	4.5mm					
Weight	-		56 g	-		
Connector type	-	M8x1 4-polig			-	
Cable length	1 m	-			1 m	
Number of strands	-					6
Wire cross section	-					0.23 mm²

Article characteristics

Attribute	153V62SHDPC	153V62SPC	153270SA0DPC	153270SPC
Housing colour	Gelb			
Cable type	-	LIYY 4 x 0,25 mm	-	LIYY 4 x 0,25 mm
Cable colour	-			
Detent present	no			
Installation	-			
Certified in accordance with	CE, ETL			
CE label	yes			
Contact form	NO/NO		NO/NC	
Min. switching voltage	19.2 V DC			
Max. switching voltage	28.8 V DC			
Max. switching current	0.1 A			
Max. switching current with LED	-		0.01 A	-
Max. switching power	-			
Switching frequency	5 Hz	-	5 Hz	
Assured switching distance (Sao)	8 mm		9 mm	
Assured switch-off distance (Sar)	17 mm		21 mm	
Minimum switching distance (S0 min)	0.5 mm			
LED display	No		single-coloured	No
Actuation	front			
Switching principle	magnetic			
Series resistor	22 Ohm			
Technology	Reed			
Min. switching current	-			
Coding acc. to EN ISO 14119	Low			
B10d acc. to EN ISO 13849-1	20000000			
Type acc. to EN ISO 14119	4			
Mission time in years	20 a			
Structure acc. to EN ISO 13849-1	Two-channel			
Housing design	-	cuboid		
Dimensions	36x26x13			

Article characteristics

Attribute	153V62SHDPC	153V62SPC	153270SA0DPC	153270SPC
Minimum installation distance (between two sensors)	-			
cannot be mounted flush	yes			
Housing material	PBT			
Cable material	-	PVC	-	PVC
Protection class	IP67 DIN EN 60529			
Protection class, connector	-			
Operating temperature min.	-25 °C	-	-25 °C	
Max. operating temperature	75 °C	-	75 °C	
Min. cable temperature range, moving	-			
Max. cable temperature range, moving	-			
Min. cable temperature range, fixed installation	-			
Max. cable temperature range, fixed installation	-			
Min. storage temperature	-25 °C	-	-25 °C	
Max. storage temperature	75 °C	-	75 °C	
Mounting type	screwed from above			
Possible actuators	30428112BSPC		30428112SPC	
Installation opening	4.5mm			
Weight	56 g	-		
Connector type	M8x1 4-polig	-	M8x1 4-polig	-
Cable length	-	1 m	-	1 m
Number of strands	-			4
Wire cross section	-			0.25 mm²