



## Safety sensor 122

The M12 safety sensor is small, flexible, robust and safe, making it ideal for use within the process areas of industrial machines.

### Technical specifications

- Available connection types: cable outlet and M8 pigtail
- Plastic housing M12 x 46 mm

### Technical drawing

IMAGE 1/3

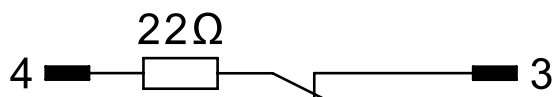
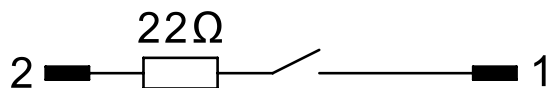


IMAGE 2/3

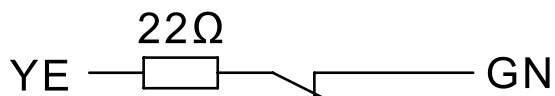
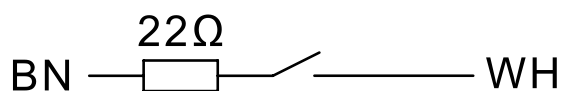


IMAGE 3/3

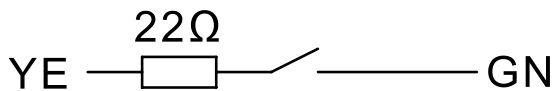
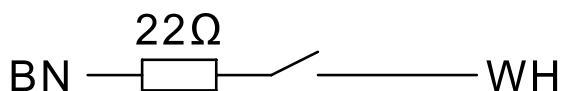
12227102



122271



122V62



## Product options

IMAGE 1/3



**Suitable for front actuation. Offset depending on magnet system: max. 8 mm to 10 mm. Operating distance (Sao) 7 to 15 mm. Assured switch-off distance (Sar) 20 to 37 mm.**

IMAGE 2/3

## ORDERING KEY

	122V62	122271	12227102
<b>Plastic housing M12</b>	X	X	X
<b>M12x1 connector, 4-pin, plastic</b>	-	-	-
<b>M8x1 pigtail and connector, 4-pin</b>	-	-	X
<b>Connection cable 1m*</b>	X	X	-
<b>N.O./N.O. contacts</b>	X	-	-
<b>N.O./N.C. contacts</b>	-	X	X
<b>Coded</b>	-	-	-
<b>Uncoded</b>	X	X	X

\* Other cable lengths, cable materials and connector types on request

IMAGE 3/3

## MATCHING ACTUATORS

Actuators	Actuation direction	122V62			122271			12227102				
		S <sub>0 min</sub>	S <sub>ao</sub>	S <sub>ar</sub>	S <sub>0 min</sub>	S <sub>ao</sub>	S <sub>ar</sub>	S <sub>0 min</sub>	S <sub>ao</sub>	S <sub>ar</sub>		
<b>324 795</b>	Front	0.5	7	20	-	-	-	-	-	-		
<b>300 785</b>		-	-	-	0.5	15	37	0.5	15	37		

## Article characteristics

Attribute	122V62	12227102	122270	122271
Min. switching voltage	19.2 V DC			
Max. switching voltage	28.8 V DC			
Max. switching current	0.1 A			
Max. switching power	3 W		-	3 W
Switching frequency	5 Hz		-	5 Hz
Assured switching distance (Sao)	7 mm	15 mm	20 mm	15 mm
Assured switch-off distance (Sar)	20 mm	37 mm	40 mm	37 mm
Minimum switching distance (S0 min)	0.5 mm			
LED display	No			
Actuation	front			
Switching principle	magnetic			
Series resistor	22 Ohm			
Technology	Reed			
Contact form	NO/NO	NO/NC		
Pollution degree	3		-	3
Protection class	III		-	III
Coding acc. to EN ISO 14119	Low			
B10d acc. to EN ISO 13849-1	20000000			
Type acc. to EN ISO 14119	3		4	3
Mission time in years	20 a			
Structure acc. to EN ISO 13849-1	Two-channel			
Housing design	cylindrical			
Dimensions	M12 x 46 mm			
cannot be mounted flush	yes			
Detent present	no			
Housing material	PBT			
Cable material	PVC			
Nut material	PBT		-	PBT
Housing colour	schwarz			
Protection class	IP67 / IP69K DIN EN 60529		IP67 DIN EN 60529	

## Article characteristics

Attribute	122V62	12227102	122270	122271
Protection class, connector	–	IP67 DIN EN 60529 (screwed) - IP65 DIN EN 60529 (plugged)	–	
Operating temperature min.	-25 °C			
Max. operating temperature	75 °C			
Min. cable temperature range, moving	-5 °C	-25 °C	–	-5 °C
Max. cable temperature range, moving	70 °C	90 °C	–	70 °C
Min. cable temperature range, fixed installation	-25 °C		–	-25 °C
Max. cable temperature range, fixed installation	70 °C	90 °C	–	70 °C
Shock resistance (Norm)	30g / 11ms		–	30g / 11ms
Vibration resistance (Norm)	10 - 55Hz		–	10 - 55Hz
Min. storage temperature	-25 °C			
Max. storage temperature	75 °C			
Mounting type	Fastening nut			
Thread	M12			
Connector type	–	M8x1 - 4 polig	–	
Cable length	1 m	0.1 m	1 m	
Number of strands	4			
Wire cross section	0.25 mm²			
Cable type	–		LIYY 4 x 0,25 mm	–
CE label	yes			
Possible actuators	324795	300785	–	300785