



Safety sensor 120VA

The use of M18 stainless steel housing with a corresponding hygienic magnet enables the sensor to be used in a large number of industrial applications such as the food processing industry.

Technical specifications

- Protection class IP6K9K, ideal for wash down applications
- Available connection types: cable outlet or M12 pigtail
- Large switching distances enable concealed installation
- Application-dependent combination of sensor and actuator (e.g. sensor concealed behind stainless steel, actuator in stainless-steel housing in process zone)

Technical drawing

IMAGE 1/3

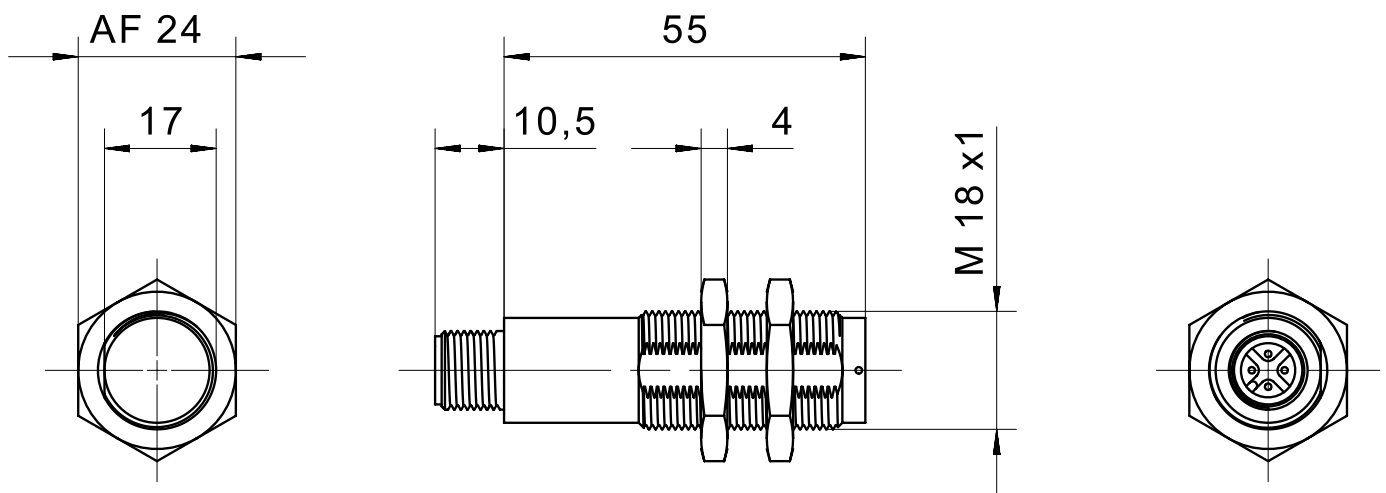
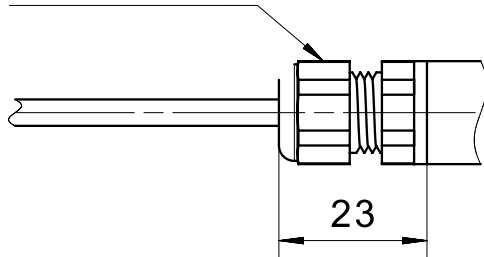
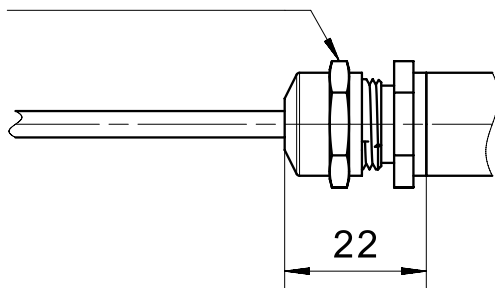


IMAGE 2/3

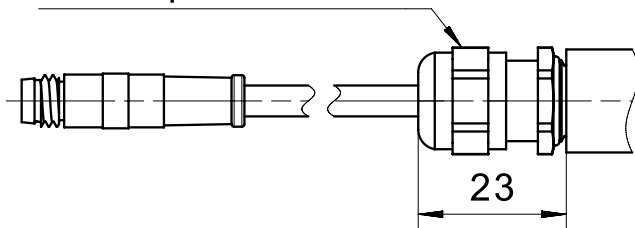
cable gland
plastic



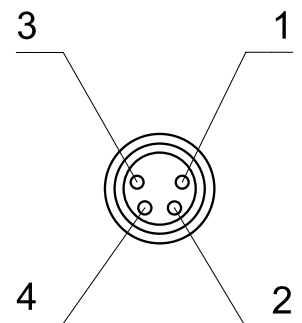
cable gland
stainless steel



pigtail M8
cable gland
nickel-plated brass



male M8



male M12

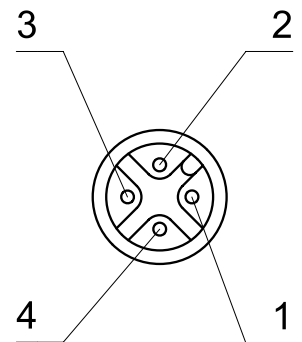
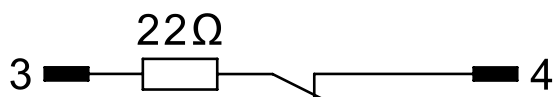
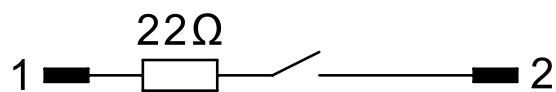
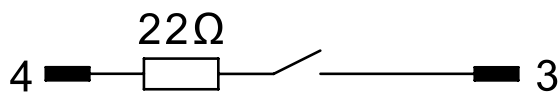
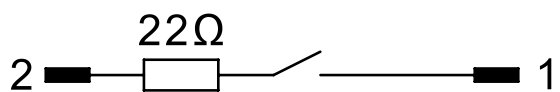


IMAGE 3/3

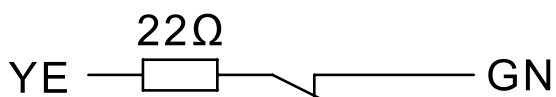
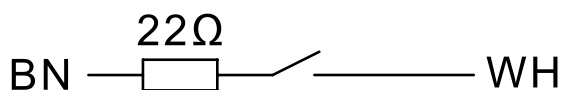
120272V01, 120272VY01



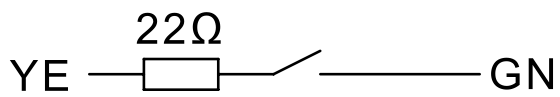
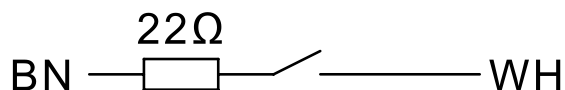
120V62VY01



120272V, 120272W
120271V, 120272W



120V62V, 120V62W



Product options

IMAGE 1/3



Suitable for front actuation. Assured switching distance (Sao) of up to 13 mm with standard actuators, up to 7 mm with extended-range actuators. Assured switch-off distance (Sar) of up to 35 mm with standard actuators, up to 23 mm with extended-range actuators.

IMAGE 2/3

ORDERING KEY

	120V62V	120V62VY01	120V62W	120272V	120272VY01
Stainless steel housing M18	X	X	X	X	X
Plastic cable gland		-	-	X	-
Nickel-plated brass cable gland		-		-	-
Stainless steel cable gland		-	X	-	-
M8x1 pigtail and connector, 4-pin		-	-	-	-
M12x1 housing connector, 4-pin		X	-	-	X
Connection cable 1m*		-	X	X	-
N.O./N.O. contacts		X	X	-	-
N.O./N.C. contacts		-	-	X	X
Coded		X	X	X	X
Uncoded		-	-	-	-

	120272V01	120272W	120271V	120271W	
Stainless steel housing M18	X	X	X	X	
Plastic cable gland	-	-	X	-	
Nickel-plated brass cable gland	X	-	-	-	
Stainless steel cable gland	-	X	-	X	
M8x1 pigtail and connector, 4-pin	X	-	-	-	
M12x1 housing connector, 4-pin	-	-	-	-	
Connection cable 1m*	-	X	X	X	
N.O./N.O. contacts	-	-	-	-	
N.O./N.C. contacts	X	X	X	X	
Coded	X	X	-	-	
Uncoded	-	-	X	X	

* Other cable lengths, cable materials and connector types on request

IMAGE 3/3

MATCHING ACTUATORS

Actuators	Actuation direction	120V62V			120V62VY01			120V62W			120272V			120272VY01		
		S _{0 min}	S _{ao}	S _{ar}	S _{0 min}	S _{ao}	S _{ar}	S _{0 min}	S _{ao}	S _{ar}	S _{0 min}	S _{ao}	S _{ar}	S _{0 min}	S _{ao}	S _{ar}
304 200 00	Front	0.5	4	18	0.5	4	18	0.5	4	18	0.5	4	18	0.5	4	18
304 200 00 V		0.5	4	18	0.5	4	18	0.5	4	18	0.5	4	18	0.5	4	18
304 200 00 H		0.5	4	18	0.5	4	18	0.5	4	18	0.5	4	18	0.5	4	18
304 200 00 S		3	7	20	3	7	20	3	7	20	3	7	20	3	7	20
304 200 00 VS		3	7	20	3	7	20	3	7	20	3	7	20	3	7	20
304 200 00 SH		3	7	20	3	7	20	3	7	20	3	7	20	3	7	20
300 785		-	-	-	-	-	-	-	-	-	-	-	-	-	-	-
300 785 V		-	-	-	-	-	-	-	-	-	-	-	-	-	-	-
300 785 VH		-	-	-	-	-	-	-	-	-	-	-	-	-	-	-

Actuators	Actuation direction	120V62V			120V62VY01			120V62W			120272V					
		S _{0 min}	S _{ao}	S _{ar}	S _{0 min}	S _{ao}	S _{ar}	S _{0 min}	S _{ao}	S _{ar}	S _{0 min}	S _{ao}	S _{ar}			
304 200 00	Front	0.5	4	18	0.5	4	18	-	-	-	-	-	-			
304 200 00 V		0.5	4	18	0.5	4	18	-	-	-	-	-	-			
304 200 00 H		0.5	4	18	0.5	4	18	-	-	-	-	-	-			
304 200 00 S		3	7	20	3	7	20	-	-	-	-	-	-			
304 200 00 VS		3	7	20	3	7	20	-	-	-	-	-	-			
304 200 00 SH		3	7	20	3	7	20	-	-	-	-	-	-			
300 785		-	-	-	-	-	-	0.5	13	35	0.5	13	35			
300 785 V		-	-	-	-	-	-	0.5	13	35	0.5	13	35			
300 785 VH		-	-	-	-	-	-	0.5	13	35	0.5	13	35			

S_{0 min} = minimum switching distance (mm), S_{ao} = operating distance (mm), S_{ar} = assured switch-off distance (mm)

Article characteristics

Attribute	120V62VY01	120272VY01	ED120V62VY01	ED120272VY01
Min. switching voltage	19.2 V DC		-	-
Max. switching voltage	28.8 V DC		-	-
Max. switching current	0.1 A		-	-
Max. switching power	3 W		-	-
Switching frequency	5 Hz		-	-
Assured switching distance (Sao)	4 mm		-	-
Assured switch-off distance (Sar)	18 mm	22 mm	-	-
Minimum switching distance (S0 min)	0.5 mm		-	-
LED display	No		-	-
Actuation	front		-	-
Switching principle	magnetic		-	-
Series resistor	22 Ohm		-	-
Technology	Reed		-	-
Contact form	NO/NO	NO/NC	-	-
Pollution degree	3		-	-
Protection class	III		-	-
Coding acc. to EN ISO 14119	Low		-	-
B10d acc. to EN ISO 13849-1	20000000		-	-
Type acc. to EN ISO 14119	4		-	-
Mission time in years	20 a		-	-
Structure acc. to EN ISO 13849-1	Two-channel		-	-
Housing design	cylindrical		-	-
Dimensions	M18 x 55mm	M18 x 55 mm	-	-
cannot be mounted flush	yes		-	-
Detent present	no		-	-
Housing material	Edelstahl		-	-
Nut material	Edelstahl		-	-
Housing colour	silber		-	-
Protection class	IP69K DIN 40050-9 - IP68 1bar DIN EN 60529		-	-
Protection class, connector	IP67 DIN EN 60529		-	-
Operating temperature min.	-25 °C		-	-

Attribute	120V62VY01	120272VY01	ED120V62VY01	ED120272VY01
Max. operating temperature	75 °C		-	
Shock resistance (Norm)	30g / 11ms		-	
Vibration resistance (Norm)	10 - 55Hz		-	
Min. storage temperature	-25 °C		-	
Max. storage temperature	75 °C		-	
Mounting type	Fastening nut		-	
Thread	M18		-	
Connector type	M12x1 - 4 polig	M8x1 - 4 polig	-	
CE label	yes		-	
Possible actuators	30420000		-	