



Robust Joystick J7 Base

Robust joystick J7 was developed primarily for installation in the armrests of mobile machinery. The design combines a high level of robustness, safety and reliability in a compact space. It is ideally suited for high load and high use applications.

Technical specifications

- Developed for adverse environmental conditions, IP67 protection class (electronics)
- For forces up to 1000 N in x and y direction
- Space-saving design allows ergonomic arrangement in armrests
- High reliability thanks to shielded, contactless Hall technology
- Friction brake, overpressure points and no-detent actuation enables the operation of various functions

Technical drawing

IMAGE 1/4

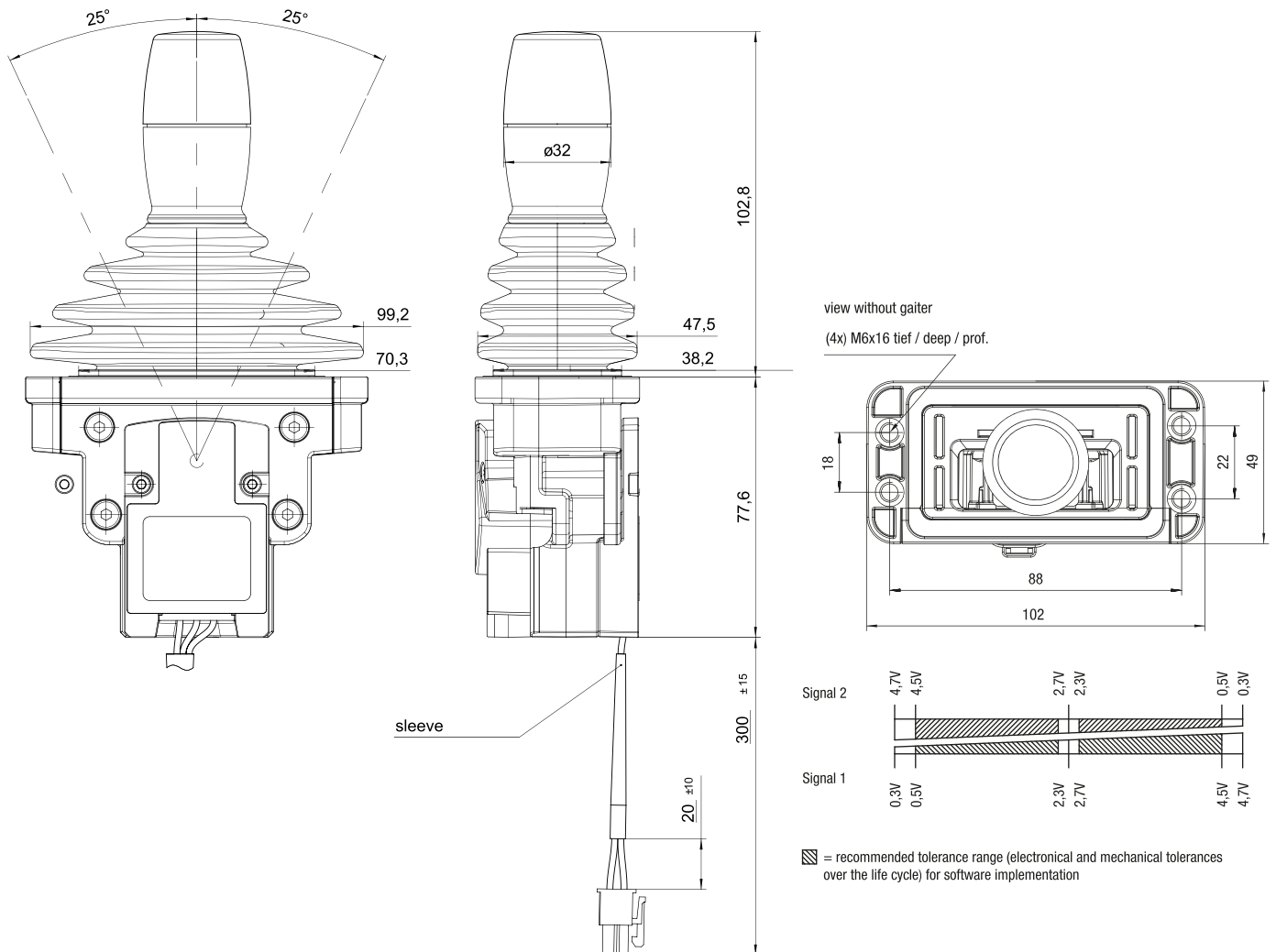


IMAGE 2/4

Fastening with countersunk screw according to DIN EN ISO 10642 (4x)

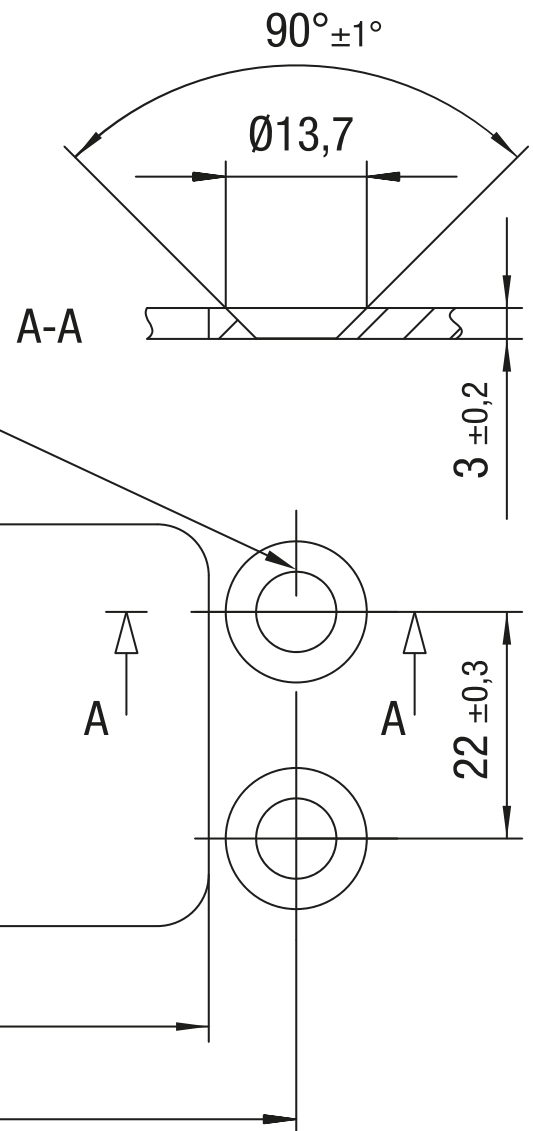


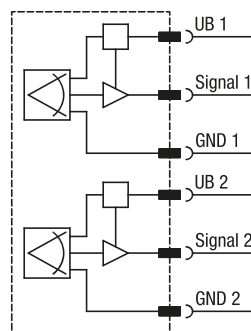
IMAGE 3/4

Standard

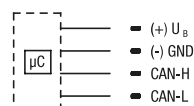
Analogue



Analogue redundant



CAN



Optional

Analogue semi-redundant

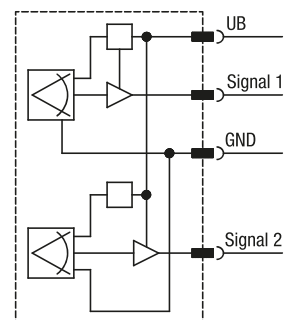
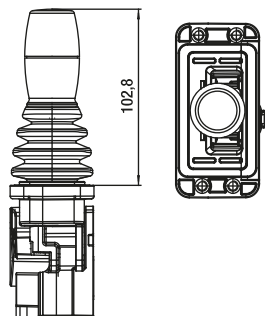
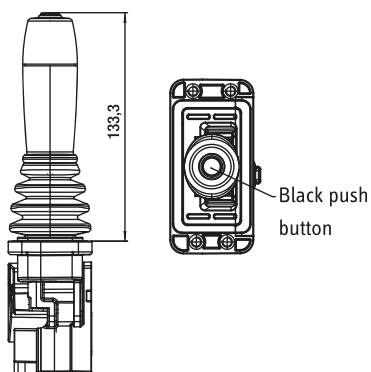


IMAGE 4/4

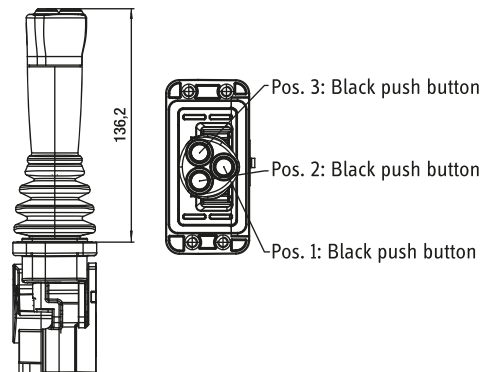
Short handle
Without micro push button switch



Long handle
With micro push button switch



3 push buttons handle long
with max. 3 micro push buttons



Article characteristics

Attribute	J7A6...	J7CJ...	J7CO...	J7H6...	J7R6...
Polarity reversal protection	yes				
Output signal min.	0.5 V DC	-		0.5 V DC	
Output signal max.	4.5 V DC	-		4.5 V DC	
Output signal	analogue	-		analogue	
Output signal - centre position/zero position	2.5 V DC	-		2.5 V DC	
Output polarity	-			opposite	
Operating voltage min.	4.5 V DC	9 V DC		4.5 V DC	
Operating voltage max.	5.5 V DC	36 V DC		5.5 V DC	
Current consumption	max. 15 mA	120 mA		per Signal max. 15 mA	
Load resistance min.	20000 Ohm	-		20000 Ohm	
Short-circuit resistance to GND	yes				
Short-circuit resistance to supply	yes				
Technology	Hall				
Protocol	-	J1939	CANopen	-	
Node ID / Source Address	-	0x70	0x11	-	
Transmitting cycle	-	100 ms		-	
Baud rate	-	250 kBit/s		-	
Bus terminating resistor	-	no		-	
Max. lever load with specified lever length	112 mm / 1000 N				
Deflection	± 25 °				
Service life, mechanical (Cycles)	4000000				
Gaiter material	CR				
Protection class, electronic	IP67 DIN EN 60529				
Operating temperature min.	-20 °C	-25 °C			-20 °C
Max. operating temperature	85 °C				
Min. storage temperature	-40 °C				
Max. storage temperature	85 °C				
Installation	from below				
Mounting type	screwed from above				
Connector type	Mini-Fit Jr.				

Article characteristics

Attribute	J7A6...	J7CJ...	J7CO...	J7H6...	J7R6...
Cable type	FLRY				
Cable length	0.3 m				