



Tilt sensor N6 static CAN

The tilt sensor N6 static is available in the variants 4-20 mA, 0.5-4.5 V, CANopen, SAE J1939. Due to its robust design and high resistance to shock and vibration, it is often used to measure inclination in construction machinery, agricultural machinery, industrial trucks and harsh industrial environments.

N6 static – developed for even higher safety, reliability, functionality and flexibility.

- High precision in (quasi-)static systems or with slow machine movement
- Inclination range single axis $\pm 180^\circ$ / double axis $\pm 90^\circ / \pm 180^\circ$
- Various software filters available for precise output signals
- EMC standards in accordance with off-highway standards (EN ISO 14982; DIN EN ISO 13766-1; DIN EN 12895)
- Robust design for long service life: protection class IP6K7 (ISO 20653) / IP6K9K (ISO 20653)
- Operating range -40 °C to +85 °C
- Connector types: Deutsch DT04-08PA, 1x M12 5-pin (male) or 2x M12 5-pin (male/female)
- Daisy-Chain – Looping through the CAN signal without additional T-distributors
- Fast installation thanks to efficient 2-point mounting
- Smart variant management thanks to a clever modular system
- E1 type approval for road approval
- Parameter sets customised to the application to increase performance/accuracy (on request)

Technical drawing

IMAGE 1/4

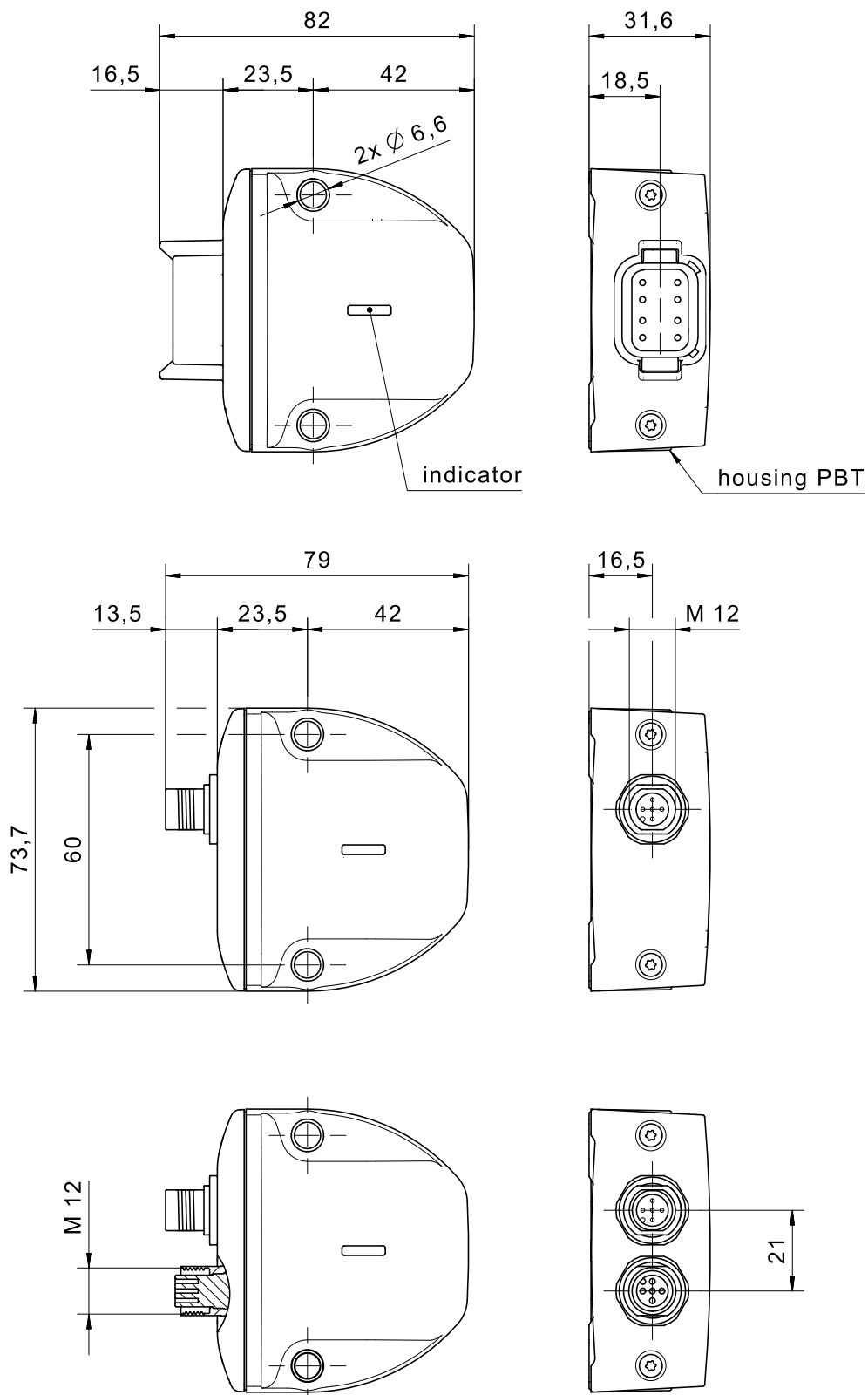
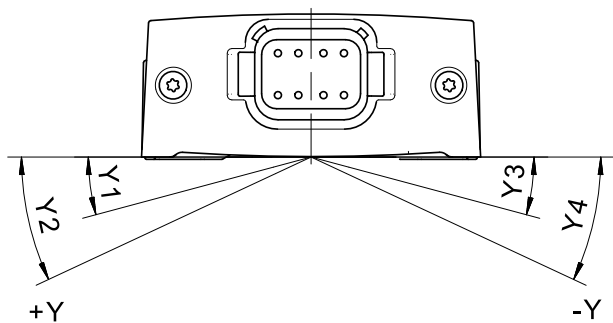


IMAGE 2/4

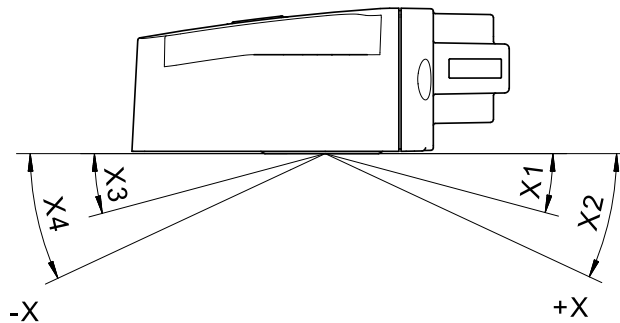
360° ($\pm 180^\circ$) horizontally mounted

Y-axis



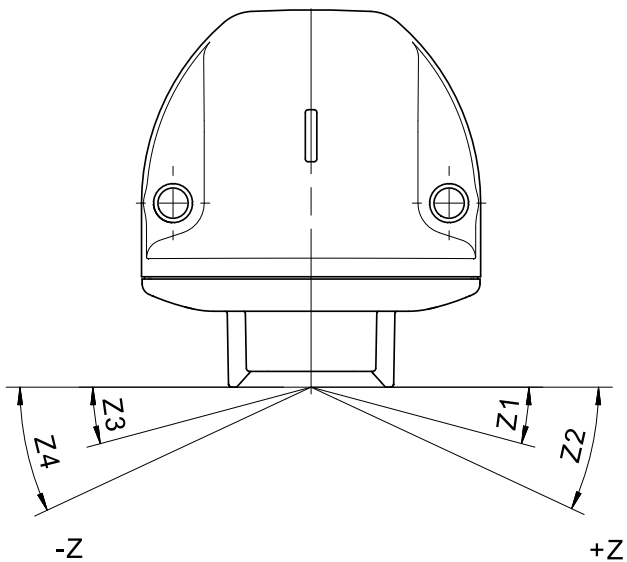
180° ($\pm 90^\circ$) horizontally mounted

X-axis



360° ($\pm 180^\circ$) vertically mounted

Z-axis



180° ($\pm 90^\circ$) vertically mounted

X-axis

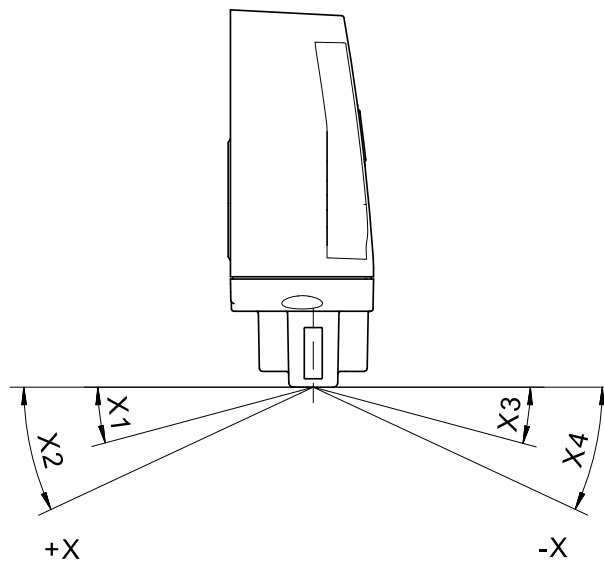
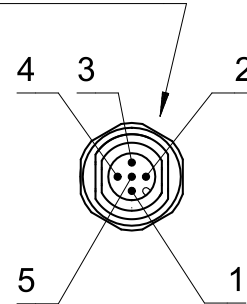


IMAGE 3/4

M12 - analog

pin	configuration	specification
1	U _B	operating voltage
2	Out1	output 1
3	GND	ground
4	Out2	output 2
5	n. c.	not connected

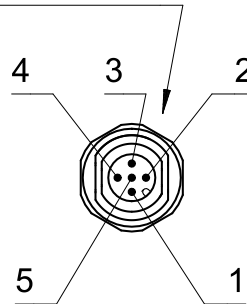
male M12



M12 - CAN

pin	configuration	specification
1	n. c.	not connected
2	U _B	operating voltage
3	GND	ground
4	CAN_H	signal line CAN
5	CAN_L	signal line CAN

male M12



2x M12 - CAN

pin	configuration	specification
1	n. c.	not connected
2	U _B	operating voltage
3	GND	ground
4	CAN_H	signal line CAN
5	CAN_L	signal line CAN

male M12

female M12

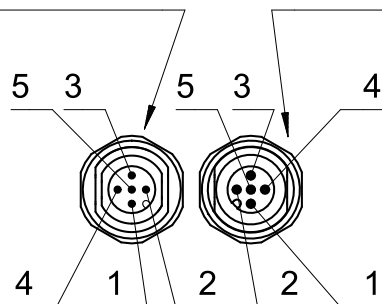
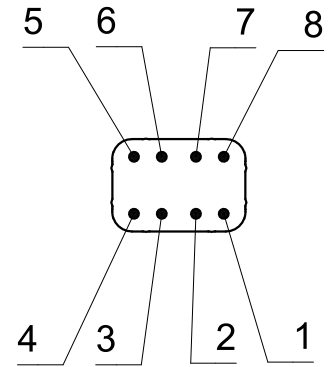


IMAGE 4/4

Deutsch DT04-08PA - analog

pin	configuration	specification
1	U _B	operating voltage
2	GND	ground
3	Out1	output 1
4	Out2	output 2
5	Relay1	switch output 1
6	Relay1	switch output 1
7	Relay2	switch output 2
8	Relay2	switch output 2

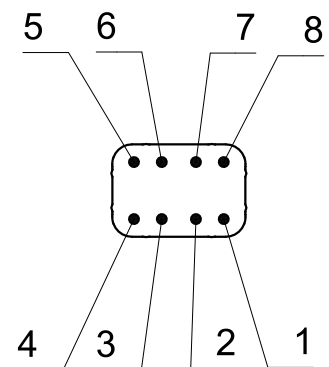
Deutsch DT04-08PA



Deutsch DT04-08PA - CAN

pin	configuration	specification
1	U _B	operating voltage
2	GND	ground
3	CAN_L	signal line CAN
4	CAN_H	
5	Relay1	switch output 1
6	Relay1	switch output 1
7	Relay2	switch output 2
8	Relay2	switch output 2

Deutsch DT04-08PA



Article characteristics

Attribute	N6SCC000H2-001	N6SCC0D2H2-001	N6SCC0D2V2-002	N6SCC000V2-001	N6SCC001H2-001	N6SCC001V2-001
Technology	MEMS					
Supply voltage	+8..+36 V DC					
Polarity reversal protection	-36 V DC					
Short-circuit protection	ISO 16750-2					
Current consumption	100 mA					
Output signal	CANopen	CANopen + 2x relay (NC)		CANopen		
Contact form	-	NC		-		
Limit frequency	20Hz					
Protocol	CANopen					
UDS ISO 14229 capability	yes					
Baud rate	250 kBit/s					
Cycle time	10 ms					
Node ID / Source Address	32					
Bus terminating resistor	no					
Connection type (switching output)	-	Relay 1 = X1/X3 Y1/Y3 (Z1/Z3) / Relay 2 = X2/X4 Y2/Y4 (Z2/Z4)		-		
Switching points	-	X1/X3 = 5 X2/X4 = 10 Y1/Y3 = 5 Y2/Y4 = 10 °	X1/X3 = 5 X2/X4 = 10 Z1/Z3 = 5 Z2/Z4 = 10 °	-		
Turn-on delay	-	0s	0,5s	-		
Turn-off delay	-	0s	0,5s	-		
Hysteresis	-	±0,1°		-		
Max. switching voltage	-	36 V DC		-		
Max. switching current	-	1 A		-		
Max. switching power	-	30 W		-		
Measuring range acceleration max.	±8 g					
Resolution	0,01 °					
Repeating accuracy	typ. ±0,2 °					
Temperature coefficient	max. ±0,015°/K					
Sensing rate	100 Hz					
Initialisation time after power on/start-up time	500 ms					

Attribute	N6SCC000H2-001	N6SCC0D2H2-001	N6SCC0D2V2-002	N6SCC000V2-001	N6SCC001H2-001	N6SCC001V2-001
Installation	horizontal		vertically		horizontal	vertically
Zero justification	±60°					
Number of measurement axes tilt	2					
Measuring principle	(quasi-) static (non-moving applications / slow movements)					
Measuring range	±90° X-Achse ±180° Y-Achse		±90° X-Achse ±180° Z-Achse		±90° X-Achse ±180° Y-Achse	±90° X-Achse ±180° Z-Achse
NMT autostart	not active					
MTTF	92 a					
Connector type	1xM12 5-polig (male)	Deutsch DT04-08PA		1xM12 5-polig (male)	2xM12 5-polig (male/female)	
Weight	113 g	108 g		113 g	123 g	
Housing material	PBT					
Torque for fastening screws	10 Nm					
Storage temperature	-40..+85 °C					
Protection class	IP6K7 ISO 20653, IP6K9K ISO 20653					
Vibration resistance (Norm)	EN 60068-2-64 (random vibration 7,99g , 5-500Hz, 20,1mm displacement)					
Shock resistance (Norm)	EN 60068-2-27 (shock 51g, 11ms)					
Operating temperature	-40..+85 °C					
Salt spray test	DIN EN 60068-2-11 (salt spray mist for 96h at 35°C)					
EMC Agricultural and forestry machines (Norm)	EN ISO 14982, Load dump Pulse B with Us = 85V, Cranking ISO 16750-2 Level 1-4			EN ISO 14982, Load dump Pulse B with Us = 85V, Cranking ISO 16750-2 Level 1-4	EN ISO 14982, Load dump Pulse B with Us = 85V, Cranking ISO 16750-2 Level 1-4	
EMC Earth-moving and building construction machinery (Norm)	DIN EN ISO 13766-1, Load dump Pulse B with Us = 85V, Cranking ISO 16750-2 Level 1-4					
EMC Industrial trucks (Norm)	DIN EN 12895					
E1 type approval	UN ECE Regulation No. 10 No. 10R06/01 9376 00					
CE	yes					

Attribute	N6SCC002H2-001	N6SCC002V2-001	N6SCJ0D2H2-001	N6SCJ0D2V2-001	N6SCJ000H2-001	N6SCJ000V2-001
Technology	MEMS					
Supply voltage	+8..+36 V DC					
Polarity reversal protection	-36 V DC					
Short-circuit protection	ISO 16750-2					
Current consumption	100 mA					
Output signal	CANopen		J1939 + 2x relay (NC)		J1939	
Contact form	-		NC		-	
Limit frequency	20Hz					
Protocol	CANopen		J1939			
UDS ISO 14229 capability	yes					
Baud rate	250 kBit/s					
Cycle time	10 ms					
Node ID / Source Address	32		226			
Bus terminating resistor	no					
Connection type (switching output)	-		Relay 1 = X1/X3 Y1/Y3 (Z1/Z3) / Relay 2 = X2/X4 Y2/Y4 (Z2/Z4)		-	
Switching points	-		X1/X3 = 5 X2/X4 = 10 Y1/Y3 = 5 Y2/Y4 = 10 °	X1/X3 = 5 X2/X4 = 10 Z1/Z3 = 5 Z2/Z4 = 10 °	-	
Turn-on delay	-		0s		-	
Turn-off delay	-		0s		-	
Hysteresis	-		±0,1°		-	
Max. switching voltage	-		36 V DC		-	
Max. switching current	-		1 A		-	
Max. switching power	-		30 W		-	
Measuring range acceleration max.	±8 g					
Resolution	0,01 °					
Repeating accuracy	typ. ±0,2 °					
Temperature coefficient	max. ±0,015°/K					
Sensing rate	100 Hz					
Initialisation time after power on/start-up time	500 ms					
Installation	horizontal	vertically	horizontal	vertically	horizontal	vertically

Attribute	N6SCC002H2-001	N6SCC002V2-001	N6SCJ0D2H2-001	N6SCJ0D2V2-001	N6SCJ000H2-001	N6SCJ000V2-001
Zero justification	±60°					
Number of measurement axes tilt	2					
Measuring principle	(quasi-) static (non-moving applications / slow movements)					
Measuring range	±90° X-Achse ±180° Y-Achse	±90° X-Achse ±180° Z-Achse	±90° X-Achse ±180° Y-Achse	±90° X-Achse ±180° Z-Achse	±90° X-Achse ±180° Y-Achse	±90° X-Achse ±180° Z-Achse
NMT autostart	not active					
MTTF	92 a					
Connector type	Deutsch DT04-08PA				1xM12 5-polig (male)	
Weight	108 g				113 g	
Housing material	PBT					
Torque for fastening screws	10 Nm					
Storage temperature	-40..+85 °C					
Protection class	IP6K7 ISO 20653, IP6K9K ISO 20653					
Vibration resistance (Norm)	EN 60068-2-64 (random vibration 7,99g , 5-500Hz, 20,1mm displacement)					
Shock resistance (Norm)	EN 60068-2-27 (shock 51g, 11ms)					
Operating temperature	-40..+85 °C					
Salt spray test	DIN EN 60068-2-11 (salt spray mist for 96h at 35°C)					
EMC Agricultural and forestry machines (Norm)	EN ISO 14982, Load dump Pulse B with Us = 85V, Cranking ISO 16750-2 Level 1-4					
EMC Earth-moving and building construction machinery (Norm)	DIN EN ISO 13766-1, Load dump Pulse B with Us = 85V, Cranking ISO 16750-2 Level 1-4					
EMC Industrial trucks (Norm)	DIN EN 12895					
E1 type approval	UN ECE Regulation No. 10 No. 10R06/01 9376 00					
CE	yes					

Attribute	N6SCJ001H2-001	N6SCJ001V2-001	N6SCJ002H2-001	N6SCJ002V2-001	EDN6SCC0D2H2-001	EDN6SCC0D2V2-002 ▶
Technology	MEMS				-	-
Supply voltage	+8..+36 V DC				-	-
Polarity reversal protection	-36 V DC				-	-
Short-circuit protection	ISO 16750-2				-	-
Current consumption	100 mA				-	-
Output signal	J1939				-	-
Contact form	-				-	-
Limit frequency	20Hz				-	-
Protocol	J1939				-	-
UDS ISO 14229 capability	yes				-	-
Baud rate	250 kBit/s				-	-
Cycle time	10 ms				-	-
Node ID / Source Address	226				-	-
Bus terminating resistor	no				-	-
Connection type (switching output)	-				-	-
Switching points	-				-	-
Turn-on delay	-				-	-
Turn-off delay	-				-	-
Hysteresis	-				-	-
Max. switching voltage	-				-	-
Max. switching current	-				-	-
Max. switching power	-				-	-
Measuring range acceleration max.	±8 g				-	-
Resolution	0,01 °				-	-
Repeating accuracy	typ. ±0,2 °				-	-
Temperature coefficient	max. ±0,015°/K				-	-
Sensing rate	100 Hz				-	-
Initialisation time after power on/start-up time	500 ms				-	-
Installation	horizontal	vertically	horizontal	vertically	-	-
Zero justification	±60°				-	-

Attribute	N6SCJ001H2-001	N6SCJ001V2-001	N6SCJ002H2-001	N6SCJ002V2-001	EDN6SCC0D2H2-001	EDN6SCC0D2V2-002 ▶
Number of measurement axes tilt	2				-	
Measuring principle	(quasi-) static (non-moving applications / slow movements)				-	
Measuring range	±90° X-Achse ±180° Y-Achse	±90° X-Achse ±180° Z-Achse	±90° X-Achse ±180° Y-Achse	±90° X-Achse ±180° Z-Achse	-	
NMT autostart	not active				-	
MTTF	92 a				-	
Connector type	2xM12 5-polig (male/female)		Deutsch DT04-08PA		-	
Weight	123 g		108 g		-	
Housing material	PBT				-	
Torque for fastening screws	10 Nm				-	
Storage temperature	-40..+85 °C				-	
Protection class	IP6K7 ISO 20653, IP6K9K ISO 20653				-	
Vibration resistance (Norm)	EN 60068-2-64 (random vibration 7,99g , 5-500Hz, 20,1mm displacement)				-	
Shock resistance (Norm)	EN 60068-2-27 (shock 51g, 11ms)				-	
Operating temperature	-40..+85 °C				-	
Salt spray test	DIN EN 60068-2-11 (salt spray mist for 96h at 35°C)				-	
EMC Agricultural and forestry machines (Norm)	EN ISO 14982, Load dump Pulse B with Us = 85V, Cranking ISO 16750-2 Level 1-4				-	
EMC Earth-moving and building construction machinery (Norm)	DIN EN ISO 13766-1, Load dump Pulse B with Us = 85V, Cranking ISO 16750-2 Level 1-4				-	
EMC Industrial trucks (Norm)	DIN EN 12895				-	
E1 type approval	UN ECE Regulation No. 10 No. 10R06/01 9376 00				-	
CE	yes				-	

Attribute	EDN6SCC000H2-001	EDN6SCC000V2-001	EDN6SCC001H2-001	EDN6SCC001V2-001	EDN6SCC002H2-001	EDN6SCC002V2-001 ▶
Technology				-		
Supply voltage				-		
Polarity reversal protection				-		
Short-circuit protection				-		
Current consumption				-		
Output signal				-		
Contact form				-		
Limit frequency				-		
Protocol				-		
UDS ISO 14229 capability				-		
Baud rate				-		
Cycle time				-		
Node ID / Source Address				-		
Bus terminating resistor				-		
Connection type (switching output)				-		
Switching points				-		
Turn-on delay				-		
Turn-off delay				-		
Hysteresis				-		
Max. switching voltage				-		
Max. switching current				-		
Max. switching power				-		
Measuring range acceleration max.				-		
Resolution				-		
Repeating accuracy				-		
Temperature coefficient				-		
Sensing rate				-		
Initialisation time after power on/start-up time				-		
Installation				-		
Zero justification				-		

Attribute	EDN6SCC000H2-001	EDN6SCC000V2-001	EDN6SCC001H2-001	EDN6SCC001V2-001	EDN6SCC002H2-001	EDN6SCC002V2-001 ▶
Number of measurement axes tilt	-					
Measuring principle	-					
Measuring range	-					
NMT autostart	-					
MTTF	-					
Connector type	-					
Weight	-					
Housing material	-					
Torque for fastening screws	-					
Storage temperature	-					
Protection class	-					
Vibration resistance (Norm)	-					
Shock resistance (Norm)	-					
Operating temperature	-					
Salt spray test	-					
EMC Agricultural and forestry machines (Norm)	-					
EMC Earth-moving and building construction machinery (Norm)	-					
EMC Industrial trucks (Norm)	-					
E1 type approval	-					
CE	-					

Attribute	EDN6SCJ0D2H2-001	EDN6SCJ0D2V2-001	EDN6SCJ000H2-001	EDN6SCJ000V2-001	EDN6SCJ001H2-001	EDN6SCJ001V2-001 ▶
Technology				-		
Supply voltage				-		
Polarity reversal protection				-		
Short-circuit protection				-		
Current consumption				-		
Output signal				-		
Contact form				-		
Limit frequency				-		
Protocol				-		
UDS ISO 14229 capability				-		
Baud rate				-		
Cycle time				-		
Node ID / Source Address				-		
Bus terminating resistor				-		
Connection type (switching output)				-		
Switching points				-		
Turn-on delay				-		
Turn-off delay				-		
Hysteresis				-		
Max. switching voltage				-		
Max. switching current				-		
Max. switching power				-		
Measuring range acceleration max.				-		
Resolution				-		
Repeating accuracy				-		
Temperature coefficient				-		
Sensing rate				-		
Initialisation time after power on/start-up time				-		
Installation				-		
Zero justification				-		

Attribute	EDN6SCJ0D2H2-001	EDN6SCJ0D2V2-001	EDN6SCJ000H2-001	EDN6SCJ000V2-001	EDN6SCJ001H2-001	EDN6SCJ001V2-001 ▶
Number of measurement axes tilt	-					
Measuring principle	-					
Measuring range	-					
NMT autostart	-					
MTTF	-					
Connector type	-					
Weight	-					
Housing material	-					
Torque for fastening screws	-					
Storage temperature	-					
Protection class	-					
Vibration resistance (Norm)	-					
Shock resistance (Norm)	-					
Operating temperature	-					
Salt spray test	-					
EMC Agricultural and forestry machines (Norm)	-					
EMC Earth-moving and building construction machinery (Norm)	-					
EMC Industrial trucks (Norm)	-					
E1 type approval	-					
CE	-					

Attribute	EDN6SCJ002H2-001	EDN6SCJ002V2-001
Technology	-	-
Supply voltage	-	-
Polarity reversal protection	-	-
Short-circuit protection	-	-
Current consumption	-	-
Output signal	-	-
Contact form	-	-
Limit frequency	-	-
Protocol	-	-
UDS ISO 14229 capability	-	-
Baud rate	-	-
Cycle time	-	-
Node ID / Source Address	-	-
Bus terminating resistor	-	-
Connection type (switching output)	-	-
Switching points	-	-
Turn-on delay	-	-
Turn-off delay	-	-
Hysteresis	-	-
Max. switching voltage	-	-
Max. switching current	-	-
Max. switching power	-	-
Measuring range acceleration max.	-	-
Resolution	-	-
Repeating accuracy	-	-
Temperature coefficient	-	-
Sensing rate	-	-
Initialisation time after power on/start-up time	-	-
Installation	-	-
Zero justification	-	-
Number of measurement axes tilt	-	-
Measuring principle	-	-

Attribute	EDN6SCJ002H2-001	EDN6SCJ002V2-001
Measuring range	-	-
NMT autostart	-	-
MTTF	-	-
Connector type	-	-
Weight	-	-
Housing material	-	-
Torque for fastening screws	-	-
Storage temperature	-	-
Protection class	-	-
Vibration resistance (Norm)	-	-
Shock resistance (Norm)	-	-
Operating temperature	-	-
Salt spray test	-	-
EMC Agricultural and forestry machines (Norm)	-	-
EMC Earth-moving and building construction machinery (Norm)	-	-
EMC Industrial trucks (Norm)	-	-
E1 type approval	-	-
CE	-	-